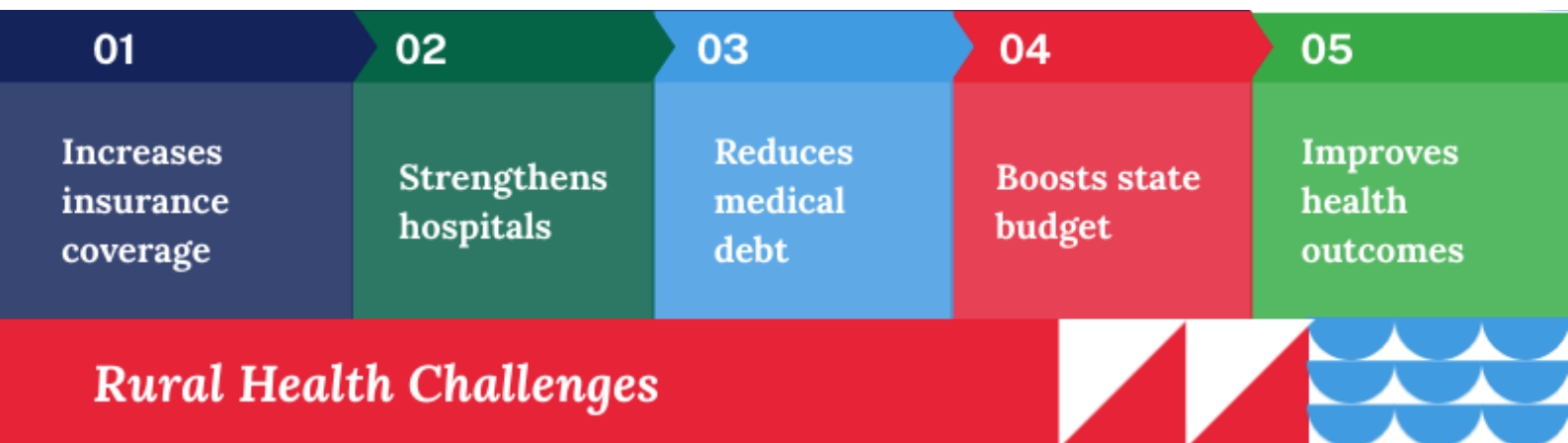


Medicaid Expansion



Rural Health Challenges



Uninsured Tennesseans

16% of Tennesseans aged 18-64 are uninsured! Expanding Medicaid could extend coverage to 151,000 additional residents and reduce the Tennessee's uninsured rate by 27%.²



Hospital Closures

In states that have expanded Medicaid, rural hospitals are 62 percent less likely to face closure.³ While rural areas have fewer providers, physicians in these areas are more inclined to accept new Medicaid patients compared to their urban counterparts.⁴



Medical Debt

Tennessee counties with higher rates of medical debt are more likely to have elevated rates of uninsured residents.⁵ People with medical debt are less likely to access needed medical care and more likely to have poor health outcomes.



Missed Federal Economic Benefits

Expansion states gain access to federally matched funds for traditional Medicaid coverage and support from the American Rescue Plan (ARP). Between 2022 and 2025, states that expand Medicaid stand to receive \$90 billion in federal funds and an estimated \$6.6 billion boost in state and local tax revenue.



Worse Health Outcomes

Mortality rates in rural areas are higher than those in urban areas across the top five causes of death. Medicaid expansion has been linked to a 3.6 percent reduction in mortality rates among adults aged 20 to 64.

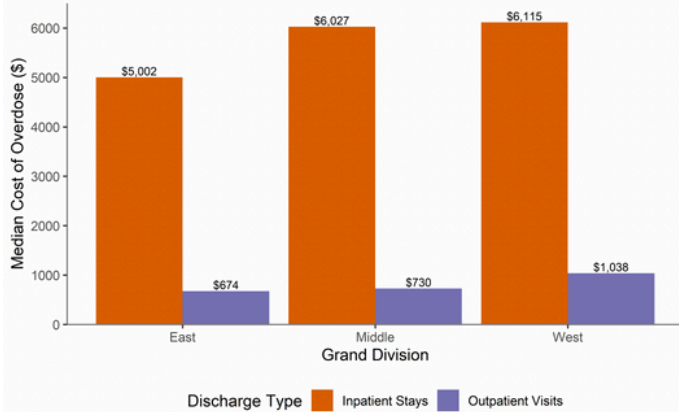
1. Rural Health Information Hub. (2021). Map of uninsured, ages 18-64, 2021. <https://www.ruralhealthinfo.org/charts/1>
2. Buettgens, M., & Ramchandani, U. (2023, October 23). 2.3 million people would gain health coverage in 2024 if 10 states were to expand Medicaid eligibility Urban Institute.
3. The Chertis Group. (2022). The rural health safety net under pressure [Rural Hospital Vulnerability].
4. Paradise, J. (2017, May). Data note: A large majority of physicians participate in Medicaid. Kaiser Family Foundation.
5. Melton, C. (2019, June 3). Medical Debt Across Tennessee's 95 Counties. The Sycamore Institute
6. Ku, L., & Brantley, E. (2021, May 20). The economic and employment effects of Medicaid expansion under the American Rescue Plan. Commonwealth Fund
7. Curtin, S. C., & Spencer, M. R. (2021). Trends in death rates in urban and rural areas: United States, 1999-2019. NCHS Data Brief, No. 417. National Center for Health Statistics.
8. Borgschulte, M., & Vogler, J. (2020, July). Did the ACA Medicaid expansion save lives? Journal of Health Economics. , 72(102333).

TENNESSEE HEALTH CARE CAMPAIGN
PO Box 332453, Murfreesboro, TN 37133
director@tnhealthcarecampaign.org

Drug Overdose

IN TENNESSEE

Median Annual Cost of Nonfatal All Drug Overdose in TN by Grand Divisions¹⁹ and Discharge Type, 2021



Analysis by the Office of Informatics and Analytics, TDH (last updated February 16, 2023). Limited to TN residents. Data Source: Hospital Discharge Data System and Joint Annual Report.

#2

Highest rate of drug overdose in the United States

3,813

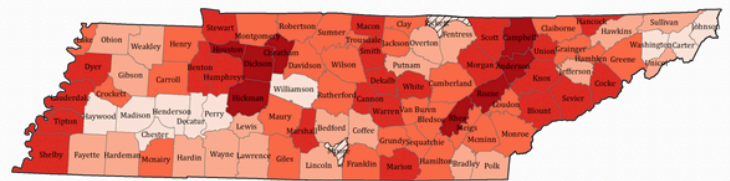
Overdose fatalities in 2021

~3%

Of all fatalities in Tennessee are from OD

1 death every 4 days in Montgomery County Alone

Age-Adjusted Rates for All Drug Overdose Outpatient Visits in TN, 2021




Age-adjusted Rate per 100,000 Population for All Drug Overdose Outpatient Visits (2021)



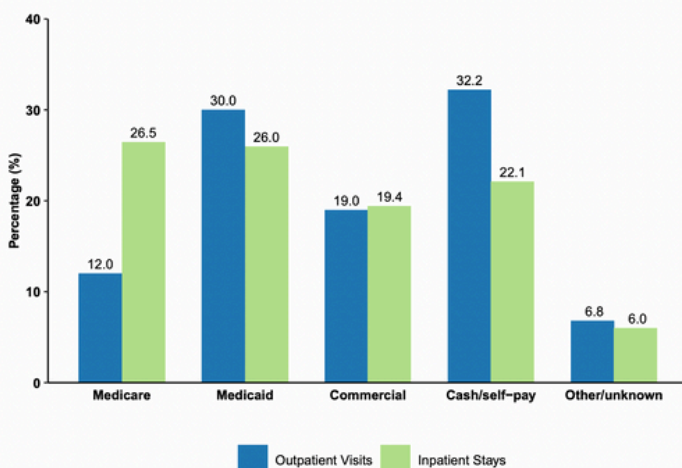
Suppressor
Health Regions

*Rates for counts less than 10 are suppressed

Data Source: Tennessee Department of Health, Hospital Discharge file.
Analysis by Tennessee Office of Informatics and Analytics
Updated: 2/17/2023



All Drug Overdose Hospital Discharges by Primary Payer¹³ Type in TN, 2021



Analysis by the Office of Informatics and Analytics, TDH (last updated February 16, 2023). Limited to TN residents. Data Source: Hospital Discharge Data System.

- Find Help Now: National platform for finding local substance use disorder treatment. findhelpnow.org/tn
- Tennessee REDLINE: 24/7 treatment referrals.
 - Call/Text: 800-889-9789.
- Tennessee Statewide Crisis Line: 24/7 crisis support.
 - Call: 855-274-7471.
- TN Recover App: Download in app stores or text 'SAVE' to 30678.
- Regional Overdose Prevention Specialists (ROPS): tn.gov/behavioral-health/ROPS.
- Local Substance Use Prevention Coalitions: Connect at tn.gov/behavioral-health/anti-drug-coalition.
- Fentanyl Resources and Education on prevention. Visit tn.gov/behavioral-health/fentanyl.
- TN Together: Online hub with community engagement, prevention activities, and recovery resources. Access at tntogether.com.



County Health Facts:

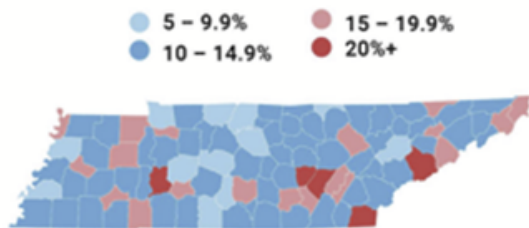
Anderson County

RURAL HEALTH CHALLENGES

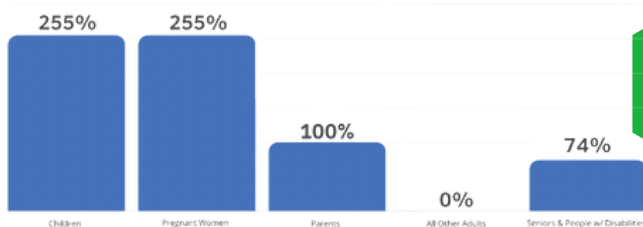


- Across the country, there have been more rural hospital closures in non-expansion states than in those that expanded.
- Rural residents in Tennessee struggle to find care amidst a shortage of providers.
- More than 41% of rural hospitals in Tennessee are at risk of closure

Uninsured Tennesseans, by County
Estimated Number of Uninsured Adults
19-64 Years Old, 2017-2021



TennCare Eligibility Levels
as a % of FPL*



*100% of Federal Poverty Level (FPL): \$24,860 for a family of three; \$14,580 for an individual
Most adults in Tennessee do not qualify for TennCare.



LIFE EXPECTANCY

74.7

Tennessee Average: 75.3



FATAL DRUG OVERDOSE RATE

124 per 100,000

Tennessee averages 57 per 100,000



OBSTETRIC CARE

Population to Provider Ratio:

886:1



LOW BIRTHWEIGHT

9.3% of babies were reported as low birthweight (national average: 8%)



MENTAL HEALTH PROVIDERS

Ratio of Mental Health Providers:

982:1

340:1 (National Average)

County Health Facts:

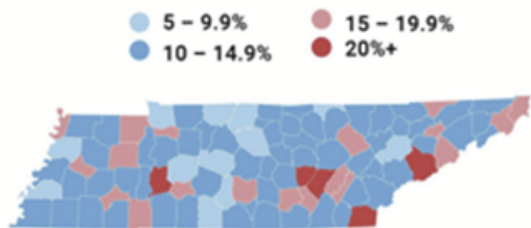
Bedford County



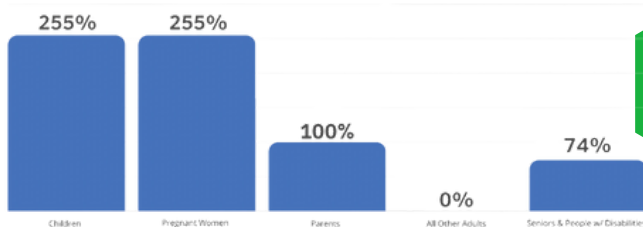
RURAL HEALTH CHALLENGES

- Across the country, there have been more rural hospital closures in non-expansion states than in those that expanded.
- Rural residents in Tennessee struggle to find care amidst a shortage of providers.
- More than 41% of rural hospitals in Tennessee are at risk of closure

Uninsured Tennesseans, by County
Estimated Number of Uninsured Adults
19-64 Years Old, 2017-2021



TennCare Eligibility Levels
as a % of FPL*



*100% of Federal Poverty Level (FPL): \$24,860 for a family of three; \$14,580 for an individual
Most adults in Tennessee do not qualify for TennCare.

LIFE EXPECTANCY



74.1

Tennessee Average:
75.3

UNINSURED RATE



11.3%

(National Average: 10%)

TEEN BIRTH RATE



41.8

(Tennessee Average: 21.5%)

LOW BIRTHWEIGHT



8.8% of babies were reported as low birthweight (national average: 8%)

MENTAL HEALTH PROVIDERS



Ratio of Mental Health Providers:

1,382:1

340:1 (National Average)

County Health Facts:

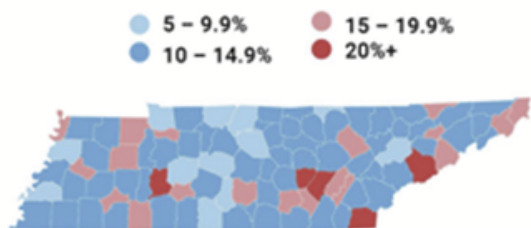
Benton County



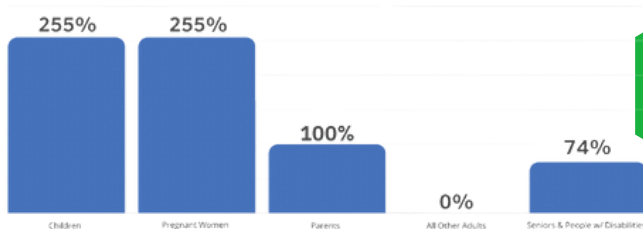
RURAL HEALTH CHALLENGES

- Across the country, there have been more rural hospital closures in non-expansion states than in those that expanded.
- Rural residents in Tennessee struggle to find care amidst a shortage of providers.
- More than 41% of rural hospitals in Tennessee are at risk of closure

Uninsured Tennesseans, by County
Estimated Number of Uninsured Adults
19-64 Years Old, 2017-2021



TennCare Eligibility Levels
as a % of FPL*



*100% of Federal Poverty Level (FPL): \$24,860 for a family of three; \$14,580 for an individual
Most adults in Tennessee do not qualify for TennCare.



LIFE EXPECTANCY

72

Tennessee Average: 75.3



PRIMARY CARE PROVIDERS

Population to Provider Ratio:

3,149:1

1,310:1 (National Average)



OBSTETRIC CARE

There are no obstetric care providers



LOW BIRTHWEIGHT

8.1% of babies were reported as low birthweight (national average: 8%)



MENTAL HEALTH PROVIDERS

Ratio of Mental Health Providers:

1,984:1

340:1 (National Average)

County Health Facts:

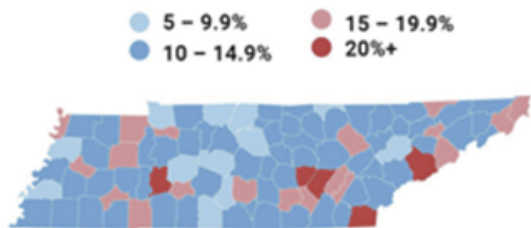
Bledsoe County



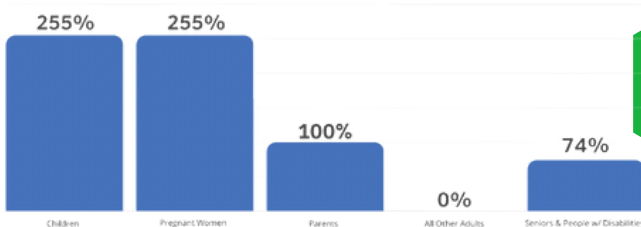
RURAL HEALTH CHALLENGES

- Across the country, there have been more rural hospital closures in non-expansion states than in those that expanded.
- Rural residents in Tennessee struggle to find care amidst a shortage of providers.
- More than 41% of rural hospitals in Tennessee are at risk of closure

Uninsured Tennesseans, by County
Estimated Number of Uninsured Adults
19-64 Years Old, 2017-2021



TennCare Eligibility Levels
as a % of FPL*



*100% of Federal Poverty Level (FPL): \$24,860 for a family of three; \$14,580 for an individual
Most adults in Tennessee do not qualify for TennCare.



LIFE EXPECTANCY

77.4

National Average:
78.5



UNINSURED RATE

16.4%

(National Average: 10%)



OBSTETRIC CARE

Population to Provider Ratio:

1,467:1

Teen birth rate: 50.2 (TN avg: 21.5)



POVERTY RATE

20.5%

Tennessee Average: 15%



MENTAL HEALTH PROVIDERS

Ratio of Mental Health Providers:

3,047:1

340:1 (National Average)

County Health Facts:

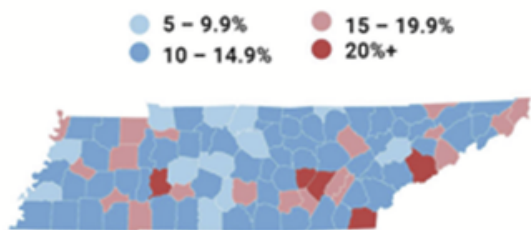
Blount County



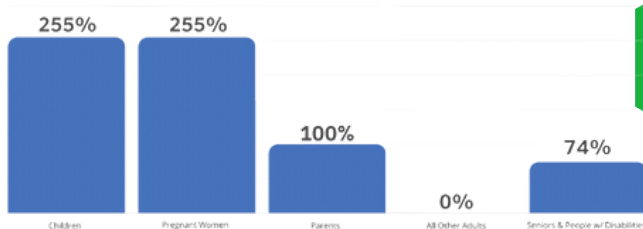
RURAL HEALTH CHALLENGES

- Across the country, there have been more rural hospital closures in non-expansion states than in those that expanded.
- Rural residents in Tennessee struggle to find care amidst a shortage of providers.
- More than 41% of rural hospitals in Tennessee are at risk of closure

Uninsured Tennesseans, by County
Estimated Number of Uninsured Adults
19-64 Years Old, 2017-2021



TennCare Eligibility Levels
as a % of FPL*



*100% of Federal Poverty Level (FPL): \$24,860 for a family of three; \$14,580 for an individual
Most adults in Tennessee do not qualify for TennCare.



LIFE EXPECTANCY

76.7

National Average:
78.5



FATAL DRUG OVERDOSE RATE

74 per 100,000

Tennessee Average: **57 per 100,000**



OBSTETRIC CARE

Population to Provider Ratio:

128777:1



UNINSURED RATE

9.2%



MENTAL HEALTH PROVIDERS

Ratio of Mental Health Providers:

631:1

340:1 (National Average)

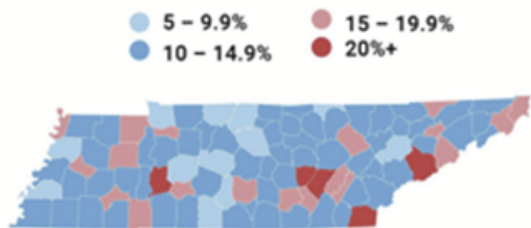
County Health Facts: Bradley County



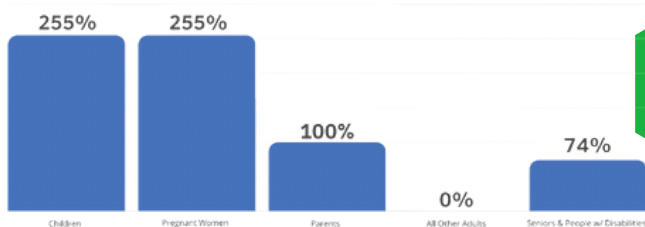
RURAL HEALTH CHALLENGES

- Across the country, there have been more rural hospital closures in non-expansion states than in those that expanded.
- Rural residents in Tennessee struggle to find care amidst a shortage of providers.
- More than 41% of rural hospitals in Tennessee are at risk of closure

Uninsured Tennesseans, by County
Estimated Number of Uninsured Adults
19-64 Years Old, 2017-2021



TennCare Eligibility Levels
as a % of FPL*



*100% of Federal Poverty Level (FPL): \$24,860 for a family of three; \$14,580 for an individual
Most adults in Tennessee do not qualify for TennCare.

LIFE EXPECTANCY
76
National Average:
78.5

UNINSURED RATE
10.9%
(National Average: 10%)

OBSTETRIC CARE
Population to Provider Ratio:
9,422:1

POVERTY RATE
15.6%
Tennessee Average: 15%

MENTAL HEALTH PROVIDERS
Ratio of Mental Health Providers:
791:1
340:1 (National Average)

County Health Facts:

Campbell County

RURAL HEALTH CHALLENGES



- Across the country, there have been more rural hospital closures in non-expansion states than in those that expanded.
- Rural residents in Tennessee struggle to find care amidst a shortage of providers.
- More than 41% of rural hospitals in Tennessee are at risk of closure



LIFE EXPECTANCY

71.7

National Average:
78.5



UNINSURED RATE

11%

(National Average: 10%)

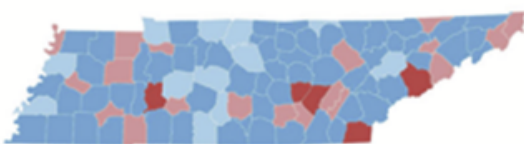


OBSTETRIC CARE

Population to Provider Ratio:

7,600:1

Uninsured Tennesseans, by County
Estimated Number of Uninsured Adults
19-64 Years Old, 2017-2021



POVERTY RATE

19.8%

Tennessee Average: 15%

TennCare Eligibility Levels
as a % of FPL*

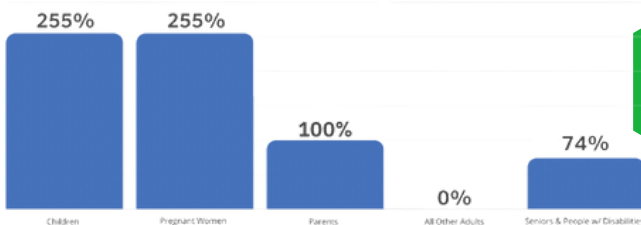


MENTAL HEALTH PROVIDERS

Ratio of Mental Health Providers:

1,885:1

340:1 (National Average)



*100% of Federal Poverty Level (FPL): \$24,860 for a family of three; \$14,580 for an individual
Most adults in Tennessee do not qualify for TennCare.

County Health Facts:

Cannon County

RURAL HEALTH CHALLENGES



- Across the country, there have been more rural hospital closures in non-expansion states than in those that expanded.
- Rural residents in Tennessee struggle to find care amidst a shortage of providers.
- More than 41% of rural hospitals in Tennessee are at risk of closure

LIFE EXPECTANCY

73.1

National Average: **78.5**



UNINSURED RATE

11.4%

(National Average: 10%)



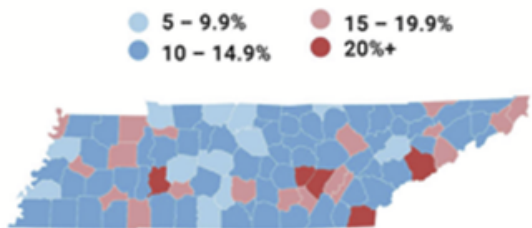
OBSTETRIC CARE

Population to Provider Ratio: **5,812:1**

Teen birth rate: 40.4 (TN avg: 21.5)



Uninsured Tennesseans, by County
Estimated Number of Uninsured Adults
19-64 Years Old, 2017-2021



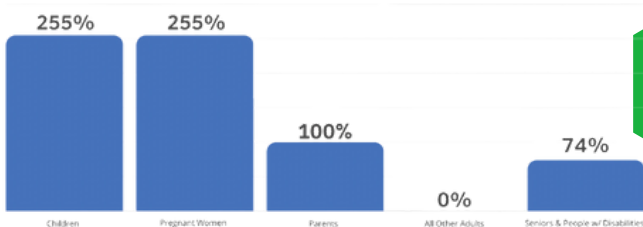
POVERTY RATE

16.5%

Tennessee Average: 15%



TennCare Eligibility Levels
as a % of FPL*



MENTAL HEALTH PROVIDERS

Ratio of Mental Health Providers: **4,851:1**

340:1 (National Average)



*100% of Federal Poverty Level (FPL): \$24,860 for a family of three; \$14,580 for an individual
Most adults in Tennessee do not qualify for TennCare.

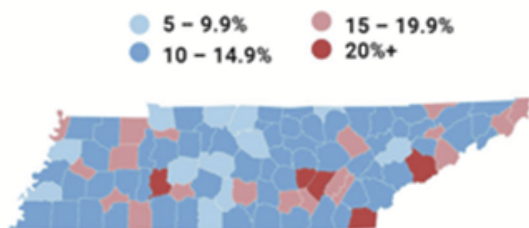
County Health Facts: **Carroll County**



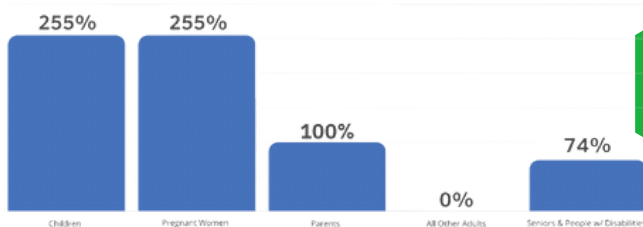
RURAL HEALTH CHALLENGES

- Across the country, there have been more rural hospital closures in non-expansion states than in those that expanded.
- Rural residents in Tennessee struggle to find care amidst a shortage of providers.
- More than 41% of rural hospitals in Tennessee are at risk of closure

Uninsured Tennesseans, by County
Estimated Number of Uninsured Adults
19-64 Years Old, 2017-2021



TennCare Eligibility Levels
as a % of FPL*



*100% of Federal Poverty Level (FPL): \$24,860 for a family of three; \$14,580 for an individual
Most adults in Tennessee do not qualify for TennCare.

HEALTH STATISTICS

LIFE EXPECTANCY



73

National Average:
78.5

SUICIDE MORTALITY RATE



62.6 per 100,000

Tennessee Average: 22 per 100,000

OBSTETRIC CARE



There are no obstetric care providers

Teen birth rate: 30.2 (TN avg: 21.5)

POVERTY RATE



16.8%

Tennessee Average: 15%

MENTAL HEALTH PROVIDERS



Ratio of Mental Health Providers:

2,031:1

340:1 (National Average)

County Health Facts:

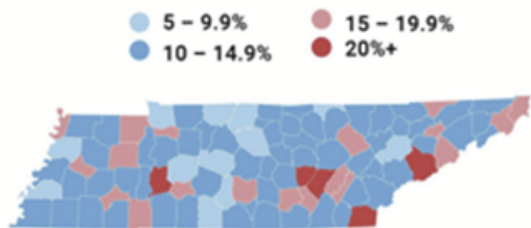
Carter County



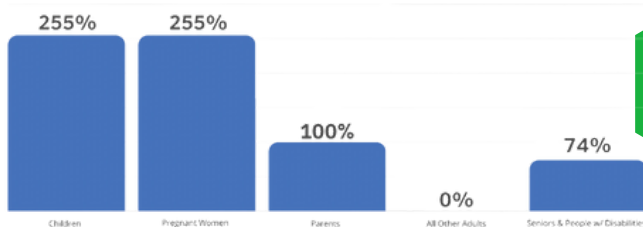
RURAL HEALTH CHALLENGES

- Across the country, there have been more rural hospital closures in non-expansion states than in those that expanded.
- Rural residents in Tennessee struggle to find care amidst a shortage of providers.
- More than 41% of rural hospitals in Tennessee are at risk of closure

Uninsured Tennesseans, by County
Estimated Number of Uninsured Adults
19-64 Years Old, 2017-2021



TennCare Eligibility Levels
as a % of FPL*



*100% of Federal Poverty Level (FPL): \$24,860 for a family of three; \$14,580 for an individual
Most adults in Tennessee do not qualify for TennCare.

LIFE EXPECTANCY



74.1

National Average:
78.5

UNINSURED RATE



11.4%

(National Average: 10%)

OBSTETRIC CARE



Population to Provider Ratio:

2,695:1

Teen birth rate: 29 (TN avg: 21.5)

POVERTY RATE



19.1%

Tennessee Average: 15%
Child Poverty Rate 27.8% (TN: 21%)

MENTAL HEALTH PROVIDERS



Ratio of Mental Health Providers:

2,339:1

340:1 (National Average)

County Health Facts:

Cheatham County

RURAL HEALTH CHALLENGES



- Across the country, there have been more rural hospital closures in non-expansion states than in those that expanded.
- Rural residents in Tennessee struggle to find care amidst a shortage of providers.
- More than 41% of rural hospitals in Tennessee are at risk of closure



LIFE EXPECTANCY

73.8

National Average:
78.5



UNINSURED RATE

11.4%

(National Average: 10%)



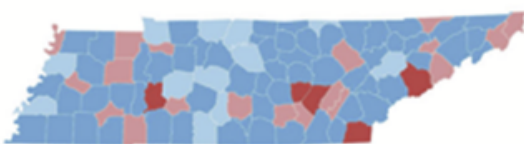
OBSTETRIC CARE

Population to Provider Ratio:

1,274:1

Uninsured Tennesseans, by County
Estimated Number of Uninsured Adults
19-64 Years Old, 2017-2021

- 5 - 9.9%
- 10 - 14.9%
- 15 - 19.9%
- 20%+

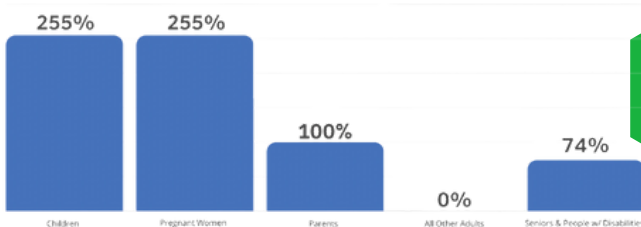


POVERTY RATE

19.1%

Tennessee Average: 15%
Child Poverty Rate 27.8% (TN: 21%)

TennCare Eligibility Levels
as a % of FPL*



FATAL DRUG OVERDOSE RATE

79 per 100,000

Tennessee Average: 57 per 100,000

*100% of Federal Poverty Level (FPL): \$24,860 for a family of three; \$14,580 for an individual
Most adults in Tennessee do not qualify for TennCare.

County Health Facts:

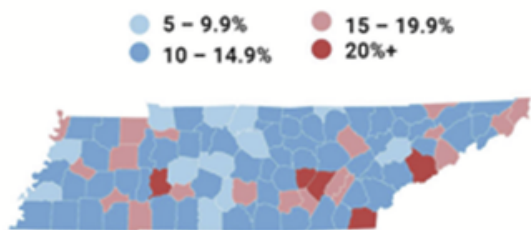
Chester County



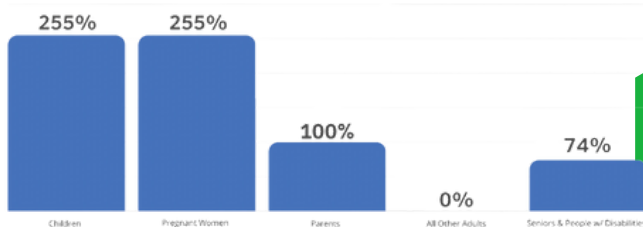
RURAL HEALTH CHALLENGES

- Across the country, there have been more rural hospital closures in non-expansion states than in those that expanded.
- Rural residents in Tennessee struggle to find care amidst a shortage of providers.
- More than 41% of rural hospitals in Tennessee are at risk of closure

Uninsured Tennesseans, by County
Estimated Number of Uninsured Adults
19-64 Years Old, 2017-2021



TennCare Eligibility Levels
as a % of FPL*



*100% of Federal Poverty Level (FPL): \$24,860 for a family of three; \$14,580 for an individual
Most adults in Tennessee do not qualify for TennCare.

UNINSURED RATE



12.5%
(National Average: 10%)

MATERNITY CARE



According to the nonprofit organization March of Dimes, Chester County is classified as a maternity care desert

PRIMARY CARE PHYSICIANS AND PROVIDERS



Ratio of Primary Care Physicians
4,360:1
Ratio of Primary Care Providers
880:1

LIFE EXPECTANCY



Males/Females: 73.5/79.6
National Average:
76.7/81.5

CHILD VACCINATION RATES



The rate of vaccinations in Chester County is 8% lower than the state average (for children ages 2-3)

County Health Facts:

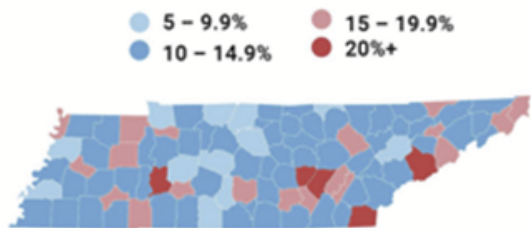
Claiborne County



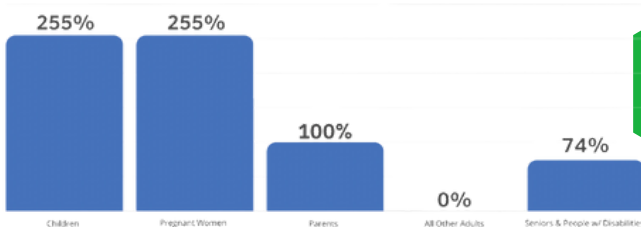
RURAL HEALTH CHALLENGES

- Across the country, there have been more rural hospital closures in non-expansion states than in those that expanded.
- Rural residents in Tennessee struggle to find care amidst a shortage of providers.
- More than 41% of rural hospitals in Tennessee are at risk of closure

Uninsured Tennesseans, by County
Estimated Number of Uninsured Adults
19-64 Years Old, 2017-2021



TennCare Eligibility Levels
as a % of FPL*



*100% of Federal Poverty Level (FPL): \$24,860 for a family of three; \$14,580 for an individual
Most adults in Tennessee do not qualify for TennCare.

LIFE EXPECTANCY



73.1

National Average:
78.5

YOUTH OBESITY



47.1%

(TN Average: 39.7%)

OBSTETRIC CARE



Population to Provider Ratio:

7,660:1

POVERTY RATE



23.1%

Tennessee Average: 15%
Child Poverty Rate 32.3% (TN: 21%)

MENTAL HEALTH PROVIDERS



Ratio of Mental Health Providers:

4,610:1

340:1 (National Average)

County Health Facts:

Clay County

RURAL HEALTH CHALLENGES



- Across the country, there have been more rural hospital closures in non-expansion states than in those that expanded.
- Rural residents in Tennessee struggle to find care amidst a shortage of providers.
- More than 41% of rural hospitals in Tennessee are at risk of closure



LIFE EXPECTANCY

73.4

National Average:
78.5



BUILT ENVIRONMENT

Access to parks and greenways

8%

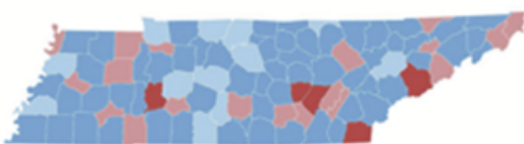
(TN Average: 62%)



OBSTETRIC CARE

There are no obstetric care providers

Uninsured Tennesseans, by County
Estimated Number of Uninsured Adults
19-64 Years Old, 2017-2021

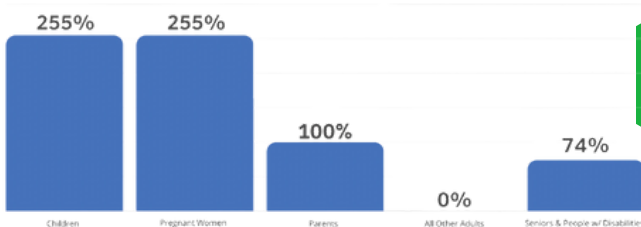


POVERTY RATE

25.9%

Tennessee Average: 15%
Child Poverty Rate 32.1% (TN: 21%)

TennCare Eligibility Levels
as a % of FPL*



LOW BIRTHWEIGHT

10.7% of babies were reported as low birthweight (national average: 8%)

*100% of Federal Poverty Level (FPL): \$24,860 for a family of three; \$14,580 for an individual
Most adults in Tennessee do not qualify for TennCare.

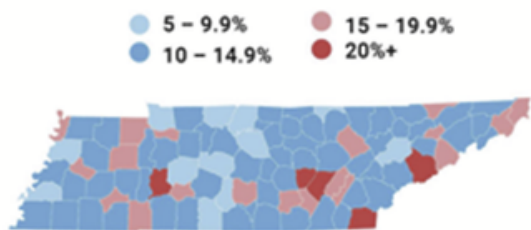
County Health Facts: Cocke County



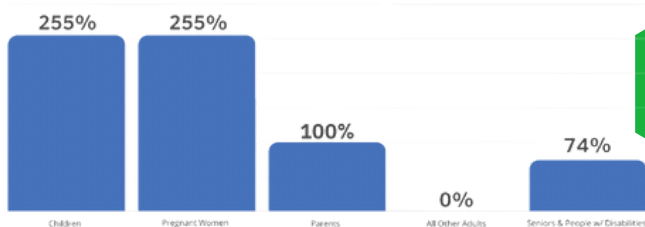
RURAL HEALTH CHALLENGES

- Across the country, there have been more rural hospital closures in non-expansion states than in those that expanded.
- Rural residents in Tennessee struggle to find care amidst a shortage of providers.
- More than 41% of rural hospitals in Tennessee are at risk of closure

Uninsured Tennesseans, by County
Estimated Number of Uninsured Adults
19-64 Years Old, 2017-2021



TennCare Eligibility Levels
as a % of FPL*



*100% of Federal Poverty Level (FPL): \$24,860 for a family of three; \$14,580 for an individual
Most adults in Tennessee do not qualify for TennCare.

LIFE EXPECTANCY



71

National Average:
78.5

UNINSURED RATE



12%

(National Average: 10%)

OBSTETRIC CARE



Population to Provider Ratio:

2,968:1

Teen birth rate: 27.1 (TN avg: 21.5)

POVERTY RATE



20.7%

Tennessee Average: 15%
Child Poverty Rate 27.8% (TN: 21%)

MENTAL HEALTH PROVIDERS



Ratio of Mental Health Providers:

2,142:1

340:1 (National Average)

County Health Facts: Coffee County

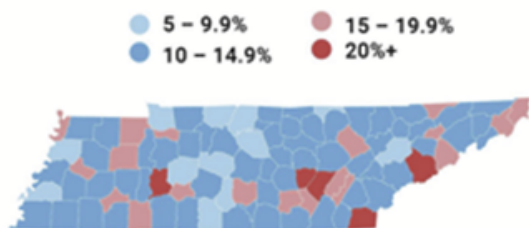


HEALTH STATISTICS

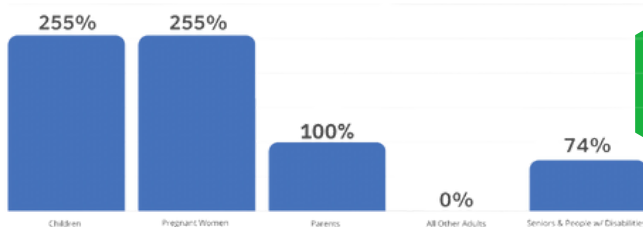
RURAL HEALTH CHALLENGES

- Across the country, there have been more rural hospital closures in non-expansion states than in those that expanded.
- Rural residents in Tennessee struggle to find care amidst a shortage of providers.
- More than 41% of rural hospitals in Tennessee are at risk of closure

Uninsured Tennesseans, by County
Estimated Number of Uninsured Adults
19-64 Years Old, 2017-2021



TennCare Eligibility Levels
as a % of FPL*



*100% of Federal Poverty Level (FPL): \$24,860 for a family of three; \$14,580 for an individual
Most adults in Tennessee do not qualify for TennCare.

LIFE EXPECTANCY



74.1

National Average:
78.5

YOUTH OBESITY



42.8%

(TN Average: 39.7%)

OBSTETRIC CARE



Population to Provider Ratio:

2,671:1

CHILD POVERTY RATE



23%

Tennessee Average: 21%

MENTAL HEALTH PROVIDERS



Ratio of Mental Health Providers:

458:1

340:1 (National Average)

County Health Facts:

Crockett County

RURAL HEALTH CHALLENGES



- Across the country, there have been more rural hospital closures in non-expansion states than in those that expanded.
- Rural residents in Tennessee struggle to find care amidst a shortage of providers.
- More than 41% of rural hospitals in Tennessee are at risk of closure



LIFE EXPECTANCY

72.9

National Average:
78.5



UNINSURED RATE

12%

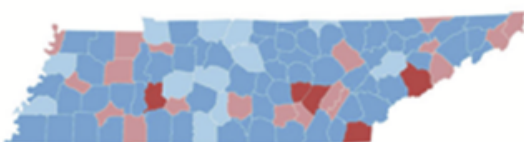
(National Average: 10%)



REPORTED FAIR OR POOR HEALTH

18.9%

Uninsured Tennesseans, by County
Estimated Number of Uninsured Adults
19-64 Years Old, 2017-2021

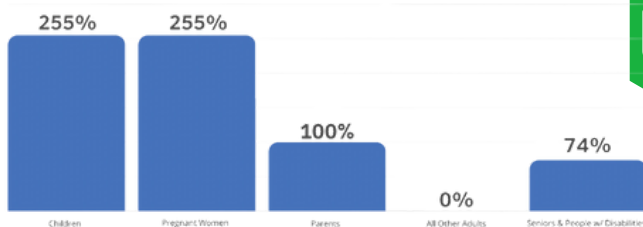


POVERTY RATE

16%

Tennessee Average: 15%
Child Poverty Rate 25.7% (TN: 21%)

TennCare Eligibility Levels
as a % of FPL*



YOUTH OBESITY

46.1%

(TN Average: 39.7%)

*100% of Federal Poverty Level (FPL): \$24,860 for a family of three; \$14,580 for an individual
Most adults in Tennessee do not qualify for TennCare.

County Health Facts:

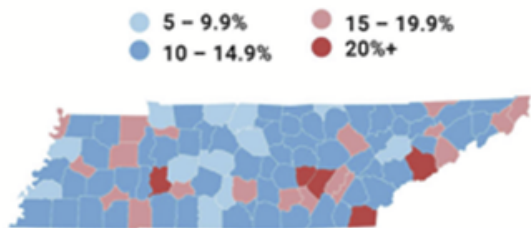
Cumberland County

RURAL HEALTH CHALLENGES

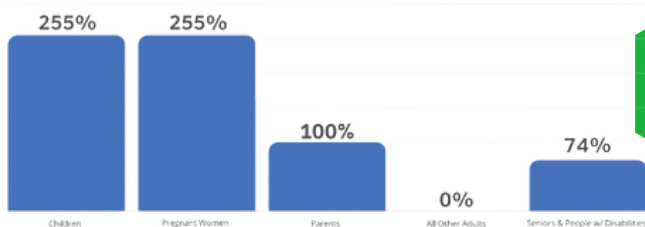


- Across the country, there have been more rural hospital closures in non-expansion states than in those that expanded.
- Rural residents in Tennessee struggle to find care amidst a shortage of providers.
- More than 41% of rural hospitals in Tennessee are at risk of closure

Uninsured Tennesseans, by County
Estimated Number of Uninsured Adults
19-64 Years Old, 2017-2021



TennCare Eligibility Levels
as a % of FPL*



*100% of Federal Poverty Level (FPL): \$24,860 for a family of three; \$14,580 for an individual
Most adults in Tennessee do not qualify for TennCare.



LIFE EXPECTANCY

76.5

National Average:
78.5



YOUTH OBESITY

43.9%

(TN Average: 39.7%)



OBSTETRIC CARE

Population to Provider Ratio:

1,233:1



FATAL DRUG OVERDOSE RATE

95 per 100,000

Tennessee Average: 57 per 100,000




MENTAL HEALTH PROVIDERS

Ratio of Mental Health Providers:

2,839:1

340:1 (National Average)

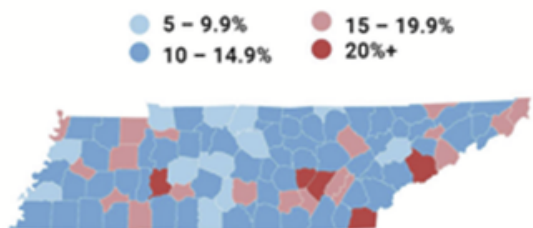
County Health Facts: Davidson County



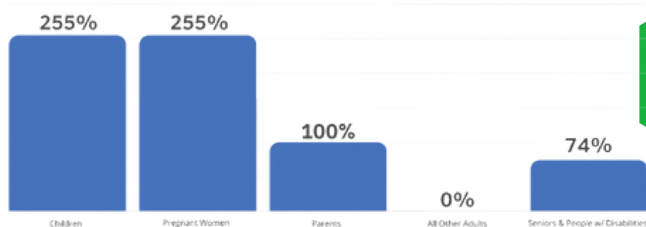
RURAL HEALTH CHALLENGES

- Across the country, there have been more rural hospital closures in non-expansion states than in those that expanded.
- Rural residents in Tennessee struggle to find care amidst a shortage of providers.
- More than 41% of rural hospitals in Tennessee are at risk of closure

Uninsured Tennesseans, by County
Estimated Number of Uninsured Adults 19-64 Years Old, 2017-2021



TennCare Eligibility Levels as a % of FPL*



*100% of Federal Poverty Level (FPL): \$24,860 for a family of three; \$14,580 for an individual
Most adults in Tennessee do not qualify for TennCare.

LIFE EXPECTANCY



73.6

Tennessee Average: 75.3

UNINSURED RATE



13.43%

(National Average: 10%)

OBSTETRIC CARE



Population to Provider Ratio:

1,274:1

OVERDOSE FATALITIES



754

Nashville ranks 2nd highest city in the country for overdose fatalities

MEDIAN HOUSEHOLD INCOME



\$62,515

74,580 (National Average)

County Health Facts:

Decatur County

RURAL HEALTH CHALLENGES

Across the country, there have been more rural hospital closures in non-expansion states than in those that expanded.

Rural residents in Tennessee struggle to find care amidst a shortage of providers.

More than 41% of rural hospitals in Tennessee are at risk of closure



UNINSURED RATE



12%

(National Average: 10%)

MATERNITY CARE



According to the nonprofit organization March of Dimes, Decatur County is classified as a maternity care desert

PRIMARY CARE PHYSICIANS



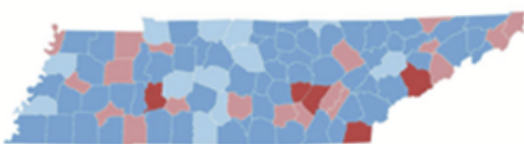
Ratio of Primary Care Physicians

2,900:1

1,310:1 (National Average)

Uninsured Tennesseans, by County
Estimated Number of Uninsured Adults
19-64 Years Old, 2017-2021

5 - 9.9% 15 - 19.9%
10 - 14.9% 20%+



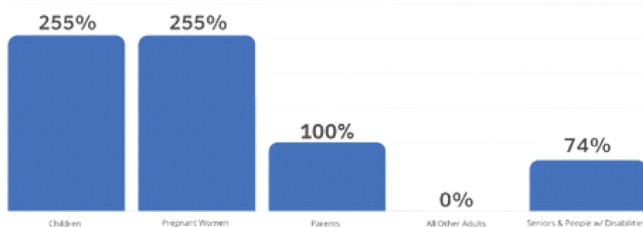
UNINSURED RATE



12%

(National Average: 10%)

TennCare Eligibility Levels
as a % of FPL*



MENTAL HEALTH PROVIDERS



Ratio of Mental Health Providers:

1,040:1

340:1 (National Average)

*100% of Federal Poverty Level (FPL): \$24,860 for a family of three; \$14,580 for an individual
Most adults in Tennessee do not qualify for TennCare.

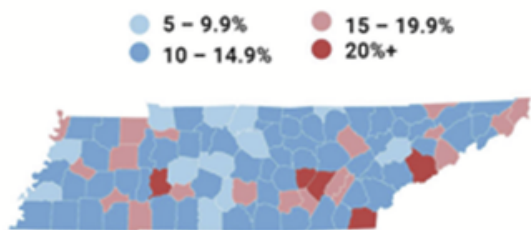
County Health Facts: Dekalb County



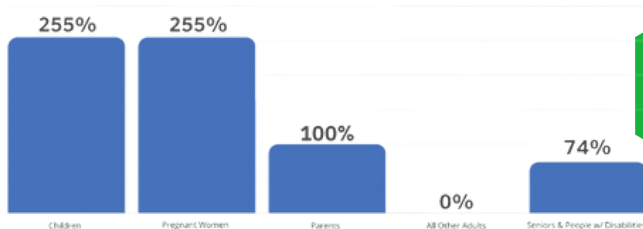
RURAL HEALTH CHALLENGES

- Across the country, there have been more rural hospital closures in non-expansion states than in those that expanded.
- Rural residents in Tennessee struggle to find care amidst a shortage of providers.
- More than 41% of rural hospitals in Tennessee are at risk of closure

Uninsured Tennesseans, by County
Estimated Number of Uninsured Adults
19-64 Years Old, 2017-2021



TennCare Eligibility Levels
as a % of FPL*



*100% of Federal Poverty Level (FPL): \$24,860 for a family of three; \$14,580 for an individual
Most adults in Tennessee do not qualify for TennCare.



LIFE EXPECTANCY

73.3

National Average:
78.5



FATAL DRUG OVERDOSE RATE

80 per 100,000

Tennessee Average: 57 per 100,000



OBSTETRIC CARE

There are no obstetric care providers

Teen birth rate: 35.1 (TN avg: 21.5)



POVERTY RATE

19.8%

Tennessee Average: 15%
Child Poverty Rate 27.8% (TN: 21%)



MENTAL HEALTH PROVIDERS

Ratio of Mental Health Providers:

2,048:1

340:1 (National Average)

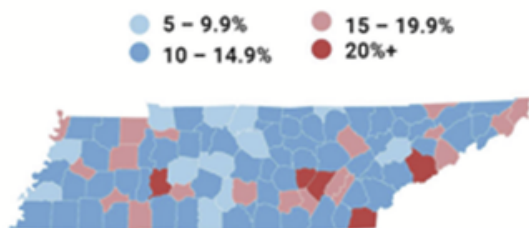
County Health Facts: Dickson County



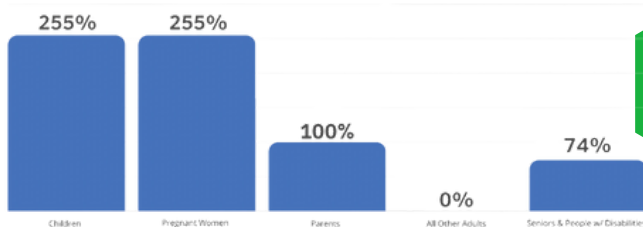
RURAL HEALTH CHALLENGES

- Across the country, there have been more rural hospital closures in non-expansion states than in those that expanded.
- Rural residents in Tennessee struggle to find care amidst a shortage of providers.
- More than 41% of rural hospitals in Tennessee are at risk of closure

Uninsured Tennesseans, by County
Estimated Number of Uninsured Adults
19-64 Years Old, 2017-2021



TennCare Eligibility Levels
as a % of FPL*



*100% of Federal Poverty Level (FPL): \$24,860 for a family of three; \$14,580 for an individual
Most adults in Tennessee do not qualify for TennCare.

LIFE EXPECTANCY



74.7

National Average:
78.5

UNINSURED RATE



10.3%

(National Average: 10%)

OBSTETRIC CARE



Population to Provider Ratio:

6,532:1

FATAL DRUG OVERDOSE RATE



80 per 100,000

Tennessee Average: 57 per 100,000

MENTAL HEALTH PROVIDERS



Ratio of Mental Health Providers:

864:1

340:1 (National Average)

County Health Facts:

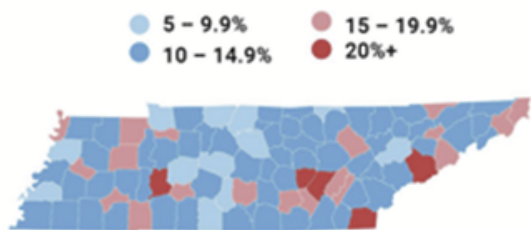
Dyer County

RURAL HEALTH CHALLENGES

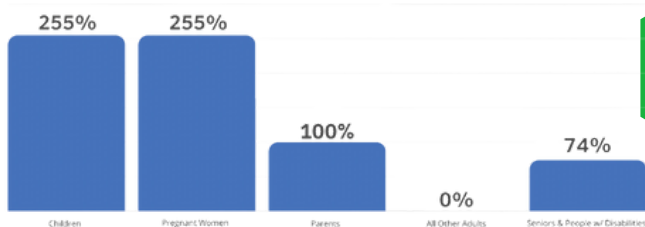


- Across the country, there have been more rural hospital closures in non-expansion states than in those that expanded.
- Rural residents in Tennessee struggle to find care amidst a shortage of providers.
- More than 41% of rural hospitals in Tennessee are at risk of closure

Uninsured Tennesseans, by County
Estimated Number of Uninsured Adults
19-64 Years Old, 2017-2021



TennCare Eligibility Levels
as a % of FPL*



*100% of Federal Poverty Level (FPL): \$24,860 for a family of three; \$14,580 for an individual
Most adults in Tennessee do not qualify for TennCare.

LIFE EXPECTANCY



72.3

National Average:
78.5

YOUTH OBESITY



42.1%

(TN Average: 39.7%)

OBSTETRIC CARE



There are no obstetric care providers

Teen birth rate: 43 (TN avg: 21.5)

POVERTY RATE



18.3%

Tennessee Average: 15%
Child Poverty Rate 19.6%

MENTAL HEALTH PROVIDERS



Ratio of Mental Health Providers:

1,526:1

340:1 (National Average)

County Health Facts:

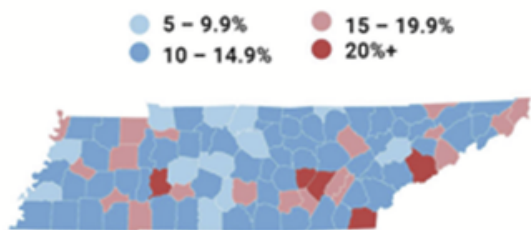
Fayette County



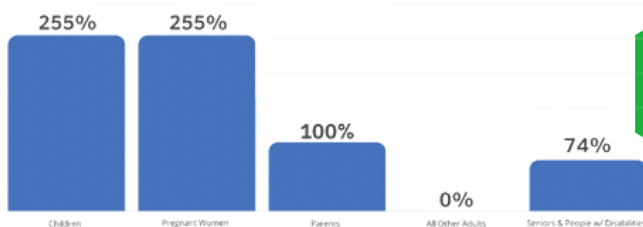
RURAL HEALTH CHALLENGES

- Across the country, there have been more rural hospital closures in non-expansion states than in those that expanded.
- Rural residents in Tennessee struggle to find care amidst a shortage of providers.
- More than 41% of rural hospitals in Tennessee are at risk of closure

Uninsured Tennesseans, by County
Estimated Number of Uninsured Adults
19-64 Years Old, 2017-2021



TennCare Eligibility Levels
as a % of FPL*



*100% of Federal Poverty Level (FPL): \$24,860 for a family of three; \$14,580 for an individual
Most adults in Tennessee do not qualify for TennCare.



LIFE EXPECTANCY

77.3

National Average:
78.5



LOW BIRTHWEIGHT

9.7% of babies were reported as low birthweight (national average: 8%)



OBSTETRIC CARE

There are no obstetric care providers



CHILD POVERTY RATE

21.4%

Tennessee Average: 21%



MENTAL HEALTH PROVIDERS

Ratio of Mental Health Providers:

6,119:1

340:1 (National Average)

County Health Facts:

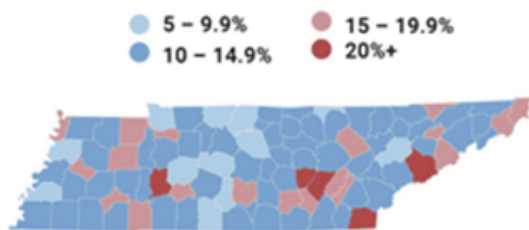
Fentress County

RURAL HEALTH CHALLENGES

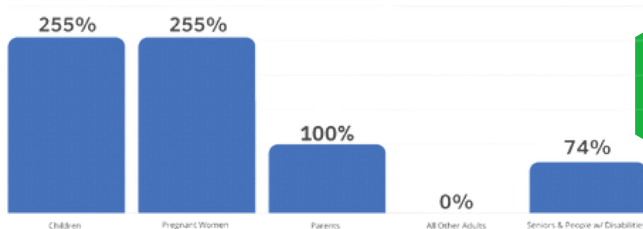


- Across the country, there have been more rural hospital closures in non-expansion states than in those that expanded.
- Rural residents in Tennessee struggle to find care amidst a shortage of providers.
- More than 41% of rural hospitals in Tennessee are at risk of closure

Uninsured Tennesseans, by County
Estimated Number of Uninsured Adults
19-64 Years Old, 2017-2021



TennCare Eligibility Levels
as a % of FPL*



*100% of Federal Poverty Level (FPL): \$24,860 for a family of three; \$14,580 for an individual
Most adults in Tennessee do not qualify for TennCare.

LIFE EXPECTANCY



73

National Average:
78.5

YOUTH OBESITY



45.5%

(TN Average: 39.7%)

OBSTETRIC CARE



There are no obstetric care providers

Teen birth rate: 28.5 (TN avg: 21.5)

POVERTY RATE



18.7%

Tennessee Average: 15%
Child Poverty Rate 24.3% (TN Average: 21%)

MENTAL HEALTH PROVIDERS



Ratio of Mental Health Providers:

3,142:1

340:1 (National Average)

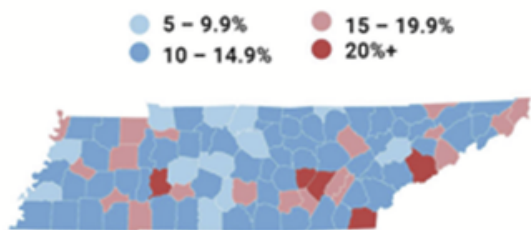
County Health Facts: Franklin County



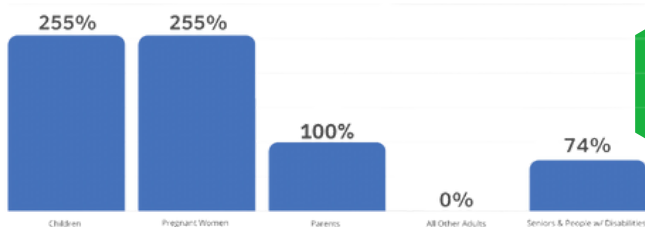
RURAL HEALTH CHALLENGES

- Across the country, there have been more rural hospital closures in non-expansion states than in those that expanded.
- Rural residents in Tennessee struggle to find care amidst a shortage of providers.
- More than 41% of rural hospitals in Tennessee are at risk of closure

Uninsured Tennesseans, by County
Estimated Number of Uninsured Adults
19-64 Years Old, 2017-2021



TennCare Eligibility Levels
as a % of FPL*



*100% of Federal Poverty Level (FPL): \$24,860 for a family of three; \$14,580 for an individual
Most adults in Tennessee do not qualify for TennCare.



LIFE EXPECTANCY

75.2

National Average:
78.5



YOUTH OBESITY

40.9%

(TN Average: 39.7%)



BUILT ENVIRONMENT

Access to parks and greenways

32%

(TN Average 62%)



POVERTY RATE

15.4%

Tennessee Average: 15%
Child Poverty Rate 22.1% (TN Average: 27%)



MENTAL HEALTH PROVIDERS

Ratio of Mental Health Providers:

1,879:1

340:1 (National Average)

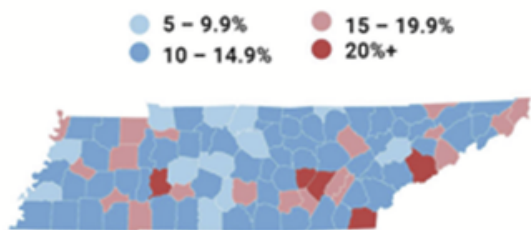
County Health Facts: Gibson County



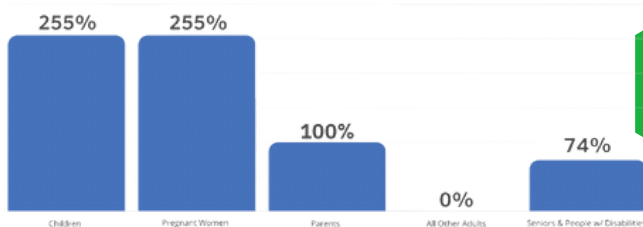
RURAL HEALTH CHALLENGES

- Across the country, there have been more rural hospital closures in non-expansion states than in those that expanded.
- Rural residents in Tennessee struggle to find care amidst a shortage of providers.
- More than 41% of rural hospitals in Tennessee are at risk of closure

Uninsured Tennesseans, by County
Estimated Number of Uninsured Adults
19-64 Years Old, 2017-2021



TennCare Eligibility Levels
as a % of FPL*



*100% of Federal Poverty Level (FPL): \$24,860 for a family of three; \$14,580 for an individual
Most adults in Tennessee do not qualify for TennCare.

LIFE EXPECTANCY



72.8

National Average:
78.5

YOUTH OBESITY



44%

(TN Average: 39.7%)

SUICIDE MORTALITY RATE



36.8 per 100,000

Tennessee averages 22 per 100,000

POVERTY RATE



15.4%

Tennessee Average: 15%
Child Poverty Rate 19.1%

MENTAL HEALTH PROVIDERS



Ratio of Mental Health Providers:

3,159:1

340:1 (National Average)

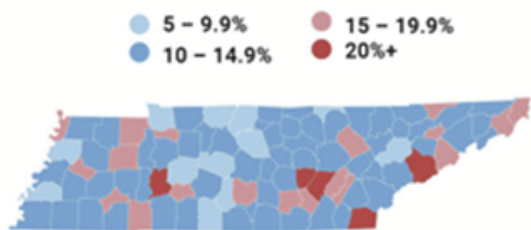
County Health Facts: Giles County



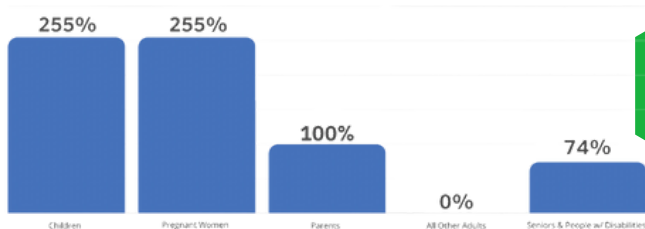
RURAL HEALTH CHALLENGES

- Across the country, there have been more rural hospital closures in non-expansion states than in those that expanded.
- Rural residents in Tennessee struggle to find care amidst a shortage of providers.
- More than 41% of rural hospitals in Tennessee are at risk of closure

Uninsured Tennesseans, by County
Estimated Number of Uninsured Adults
19-64 Years Old, 2017-2021



TennCare Eligibility Levels
as a % of FPL*



*100% of Federal Poverty Level (FPL): \$24,860 for a family of three; \$14,580 for an individual
Most adults in Tennessee do not qualify for TennCare.



LIFE EXPECTANCY

74

National Average:
78.5



YOUTH OBESITY

40.8%

(TN Average: 39.7%)



OBSTETRIC CARE

There are no obstetric care providers



LOW BIRTHWEIGHT

10% of babies were reported as low birthweight (national average: 8%)



MENTAL HEALTH PROVIDERS

Ratio of Mental Health Providers:

1,527:1

340:1 (National Average)

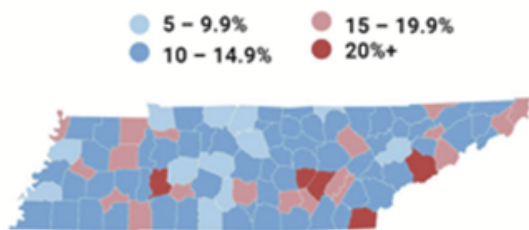
County Health Facts: Grainger County



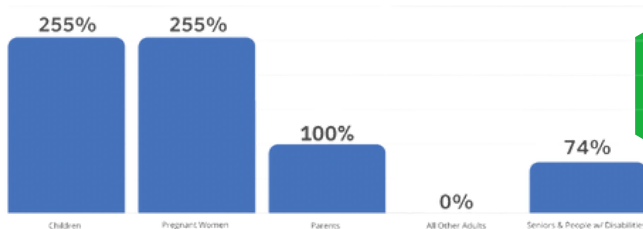
RURAL HEALTH CHALLENGES

- Across the country, there have been more rural hospital closures in non-expansion states than in those that expanded.
- Rural residents in Tennessee struggle to find care amidst a shortage of providers.
- More than 41% of rural hospitals in Tennessee are at risk of closure

Uninsured Tennesseans, by County
Estimated Number of Uninsured Adults
19-64 Years Old, 2017-2021



TennCare Eligibility Levels
as a % of FPL*



*100% of Federal Poverty Level (FPL): \$24,860 for a family of three; \$14,580 for an individual
Most adults in Tennessee do not qualify for TennCare.

LIFE EXPECTANCY



73

National Average:
78.5

UNINSURED RATE



10.4%

(National Average: 10%)

OBSTETRIC CARE



Population to Provider Ratio:

5,117:1

LOW BIRTHWEIGHT



9.4% of babies were reported as low birthweight (national average: 8%)

MENTAL HEALTH PROVIDERS



Ratio of Mental Health Providers:

3,395:1

340:1 (National Average)

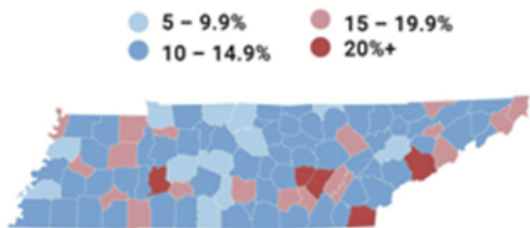
County Health Facts: Greene County



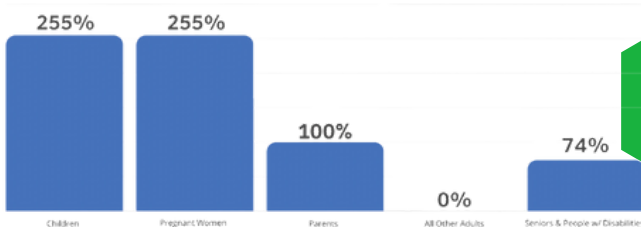
RURAL HEALTH CHALLENGES

- Across the country, there have been more rural hospital closures in non-expansion states than in those that expanded.
- Rural residents in Tennessee struggle to find care amidst a shortage of providers.
- More than 41% of rural hospitals in Tennessee are at risk of closure

Uninsured Tennesseans, by County
Estimated Number of Uninsured Adults
19-64 Years Old, 2017-2021



TennCare Eligibility Levels
as a % of FPL*



*100% of Federal Poverty Level (FPL): \$24,860 for a family of three; \$14,580 for an individual
Most adults in Tennessee do not qualify for TennCare.

LOW BIRTHWEIGHT



9% of babies were reported as low birthweight (national average: 8%)

FATAL DRUG OVERDOSE



70 per 100,000 residents

Tennessee:
57 per 100,000 residents

OBSTETRIC CARE



Population to Provider Ratio:

23,686:1

*Ranks as the worst in Tennessee

PRIMARY CARE PHYSICIANS



Population to Provider Ratio:

1,880:1

1,310:1 (National Average)

MENTAL HEALTH PROVIDERS



Ratio of Mental Health Providers:

1,050:1

340:1 (National Average)

County Health Facts:

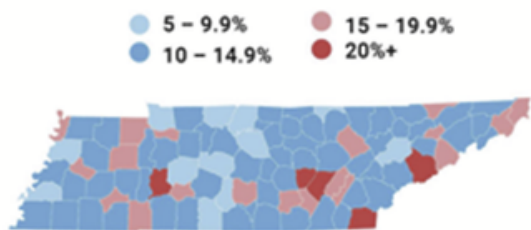
Grundy County



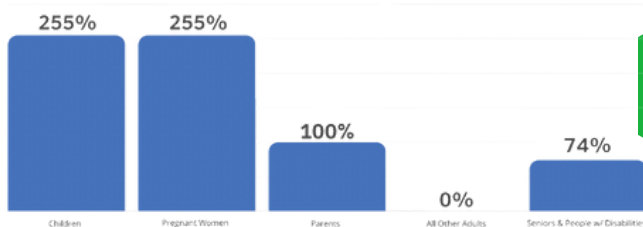
RURAL HEALTH CHALLENGES

- Across the country, there have been more rural hospital closures in non-expansion states than in those that expanded.
- Rural residents in Tennessee struggle to find care amidst a shortage of providers.
- More than 41% of rural hospitals in Tennessee are at risk of closure

Uninsured Tennesseans, by County
Estimated Number of Uninsured Adults
19-64 Years Old, 2017-2021



TennCare Eligibility Levels
as a % of FPL*



*100% of Federal Poverty Level (FPL): \$24,860 for a family of three; \$14,580 for an individual
Most adults in Tennessee do not qualify for TennCare.

LIFE EXPECTANCY
73
National Average:
78.5

UNINSURED RATE
13%
(National Average: 10%)

OBSTETRIC CARE
There are no obstetric care providers
Teen birth rate: 49.5 (TN avg: 21.5)

LOW BIRTHWEIGHT
9.5% of babies were reported as low birthweight (national average: 8%)

POVERTY RATE
19.1%
Tennessee Average: 15%
Child Poverty Rate 28.3% (TN: Average: 21%)

County Health Facts:

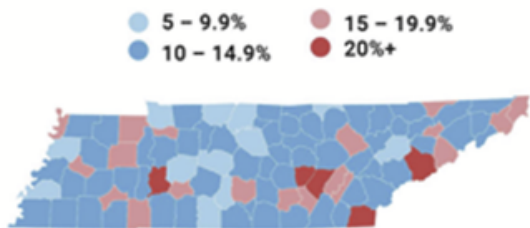
Hamblen County



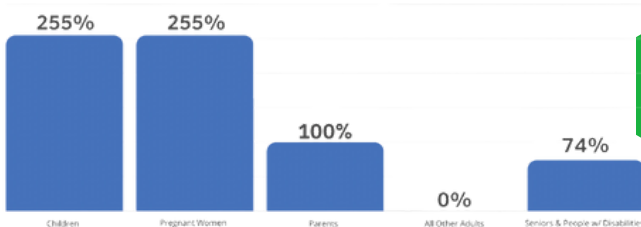
RURAL HEALTH CHALLENGES

- Across the country, there have been more rural hospital closures in non-expansion states than in those that expanded.
- Rural residents in Tennessee struggle to find care amidst a shortage of providers.
- More than 41% of rural hospitals in Tennessee are at risk of closure

Uninsured Tennesseans, by County
Estimated Number of Uninsured Adults
19-64 Years Old, 2017-2021



TennCare Eligibility Levels
as a % of FPL*



*100% of Federal Poverty Level (FPL): \$24,860 for a family of three; \$14,580 for an individual
Most adults in Tennessee do not qualify for TennCare.



LIFE EXPECTANCY

74.1

National Average:
78.5



UNINSURED RATE

11.8%

(National Average: 10%)



OBSTETRIC CARE

Population to Provider Ratio:

5,117:1



LOW BIRTHWEIGHT

8.5% of babies were reported as low birthweight (national average: 8%)



POVERTY RATE

17%

Tennessee Average: 15%
Child Poverty Rate 25% (TN: Average: 21%)

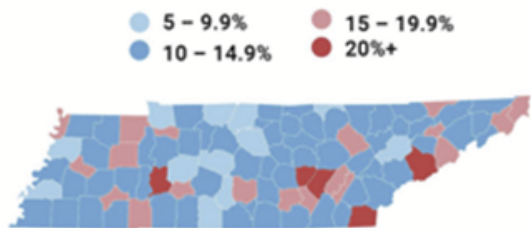
County Health Facts: Hamilton County



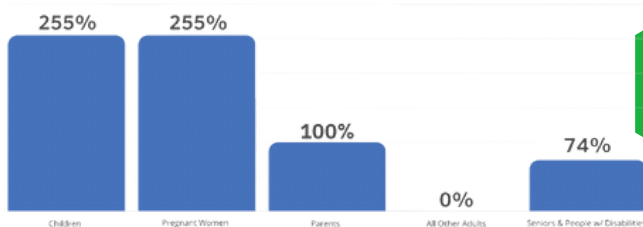
RURAL HEALTH CHALLENGES

- Across the country, there have been more rural hospital closures in non-expansion states than in those that expanded.
- Rural residents in Tennessee struggle to find care amidst a shortage of providers.
- More than 41% of rural hospitals in Tennessee are at risk of closure

Uninsured Tennesseans, by County
Estimated Number of Uninsured Adults
19-64 Years Old, 2017-2021



TennCare Eligibility Levels
as a % of FPL*



*100% of Federal Poverty Level (FPL): \$24,860 for a family of three; \$14,580 for an individual
Most adults in Tennessee do not qualify for TennCare.

LIFE EXPECTANCY



77

National Average:
78.5

YOUTH OBESITY



41.2%

(TN Average: 39.7%)

OBSTETRIC CARE



Population to Provider Ratio:

1,467:1

LOW BIRTHWEIGHT



9.6% of babies were reported as low birthweight (national average: 8%)

MENTAL HEALTH PROVIDERS



Ratio of Mental Health Providers:

395:1

340:1 (National Average)

County Health Facts:

Hancock County

RURAL HEALTH CHALLENGES



- Across the country, there have been more rural hospital closures in non-expansion states than in those that expanded.
- Rural residents in Tennessee struggle to find care amidst a shortage of providers.
- More than 41% of rural hospitals in Tennessee are at risk of closure

LIFE EXPECTANCY

71.8

National Average: **78.5**

POVERTY RATE

31.1%

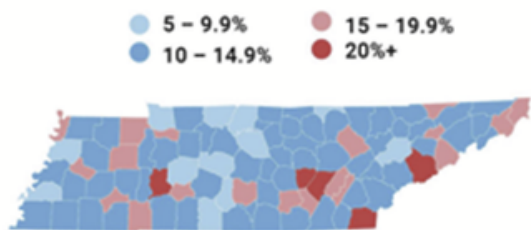
Tennessee Average: 15%
Child Poverty Rate 47.5% (TN Average: 21%)

OBSTETRIC CARE

Population to Provider Ratio:

5,117:1

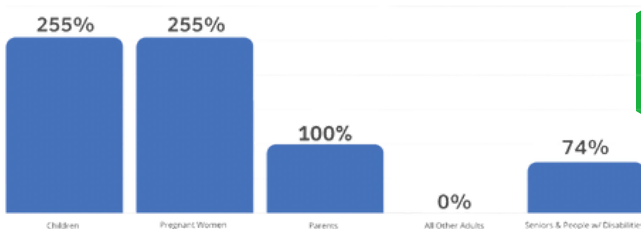
Uninsured Tennesseans, by County
Estimated Number of Uninsured Adults
19-64 Years Old, 2017-2021



LOW BIRTHWEIGHT

9.3% of babies were reported as low birthweight (national average: 8%)

TennCare Eligibility Levels
as a % of FPL*



UNINSURED RATE

9.5%

*100% of Federal Poverty Level (FPL): \$24,860 for a family of three; \$14,580 for an individual
Most adults in Tennessee do not qualify for TennCare.

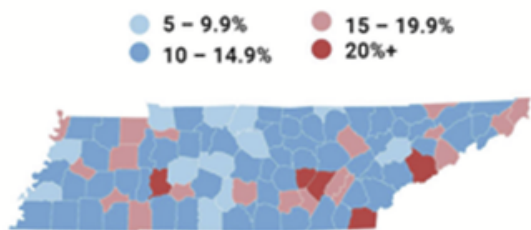
County Health Facts: Hardeman County



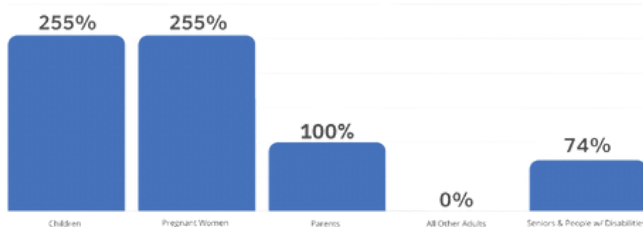
RURAL HEALTH CHALLENGES

- Across the country, there have been more rural hospital closures in non-expansion states than in those that expanded.
- Rural residents in Tennessee struggle to find care amidst a shortage of providers.
- More than 41% of rural hospitals in Tennessee are at risk of closure

Uninsured Tennesseans, by County
Estimated Number of Uninsured Adults
19-64 Years Old, 2017-2021



TennCare Eligibility Levels
as a % of FPL*



*100% of Federal Poverty Level (FPL): \$24,860 for a family of three; \$14,580 for an individual
Most adults in Tennessee do not qualify for TennCare.

LIFE EXPECTANCY



Males/Females: **72.2/77.5**
National Average:
76.7/81.5

UNINSURED RATE



13%
(National Average: 10%)

OBSTETRIC CARE



Population to Provider Ratio:

684:1

*Ranks as the 27th worst in Tennessee

PRIMARY CARE PHYSICIANS



Population to Provider Ratio:

12,420:1

1,310:1 (National Average)

MENTAL HEALTH PROVIDERS



Ratio of Mental Health Providers:

690:1

340:1 (National Average)

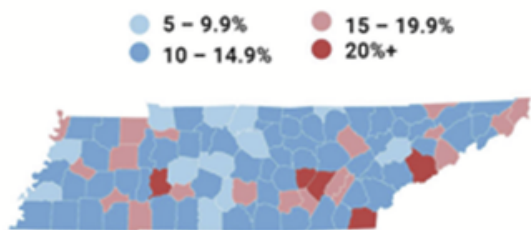
County Health Facts: Hardin County



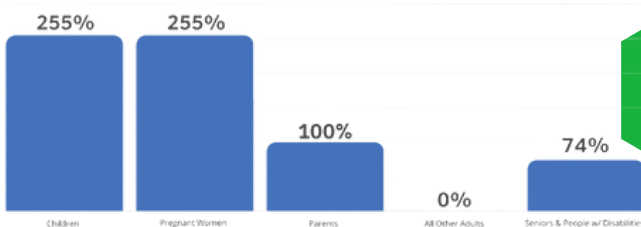
RURAL HEALTH CHALLENGES

- Across the country, there have been more rural hospital closures in non-expansion states than in those that expanded.
- Rural residents in Tennessee struggle to find care amidst a shortage of providers.
- More than 41% of rural hospitals in Tennessee are at risk of closure

Uninsured Tennesseans, by County
Estimated Number of Uninsured Adults
19-64 Years Old, 2017-2021



TennCare Eligibility Levels
as a % of FPL*



*100% of Federal Poverty Level (FPL): \$24,860 for a family of three; \$14,580 for an individual
Most adults in Tennessee do not qualify for TennCare.

LIFE EXPECTANCY



72.5

Tennessee Average:
75.3

UNINSURED RATE



13%

(National Average: 10%)

OBSTETRIC CARE



Population to Provider Ratio:

There are no obstetric care providers in Hardin County

PRIMARY CARE PHYSICIANS



Population to Provider Ratio:

1,970:1

1,310:1 (national average)

MENTAL HEALTH PROVIDERS



Ratio of Mental Health Providers:

960:1

340:1 (national average)

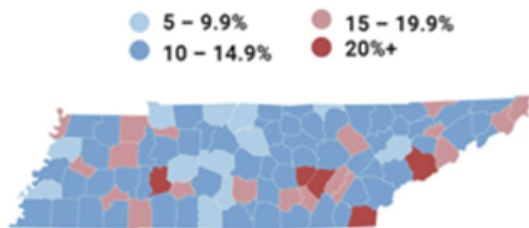
County Health Facts: Hawkins County



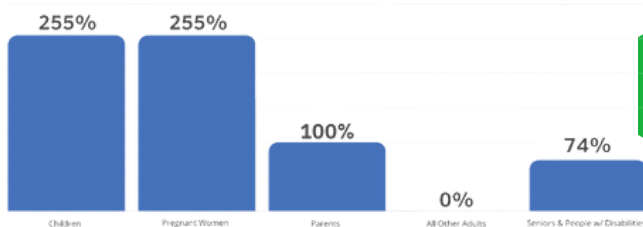
RURAL HEALTH CHALLENGES

- Across the country, there have been more rural hospital closures in non-expansion states than in those that expanded.
- Rural residents in Tennessee struggle to find care amidst a shortage of providers.
- More than 41% of rural hospitals in Tennessee are at risk of closure

Uninsured Tennesseans, by County
Estimated Number of Uninsured Adults
19-64 Years Old, 2017-2021



TennCare Eligibility Levels
as a % of FPL*



*100% of Federal Poverty Level (FPL): \$24,860 for a family of three; \$14,580 for an individual
Most adults in Tennessee do not qualify for TennCare.

HEALTH STATISTICS

LIFE EXPECTANCY



73.9

National Average:
78.5

YOUTH OBESITY



43.8%

(TN Average: 39.7%)

OBSTETRIC CARE



Population to Provider Ratio:

1,740:1

Teen birth rate: 26.1 (TN avg: 21.5)

LOW BIRTHWEIGHT



8.5% of babies were reported as low birthweight (national average: 8%)

POVERTY RATE



17.7%

Tennessee Average: 15%
Child Poverty Rate 29.2% (TN: Average: 21%)

County Health Facts:

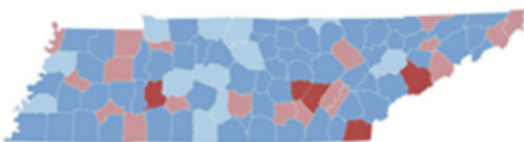
Haywood County

RURAL HEALTH CHALLENGES

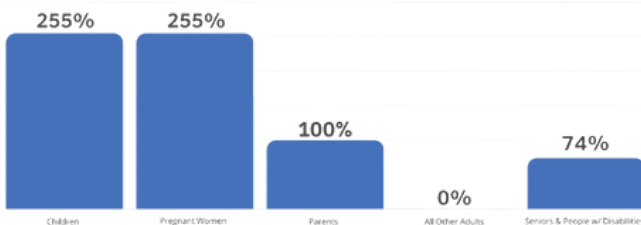


- Across the country, there have been more rural hospital closures in non-expansion states than in those that expanded.
- Rural residents in Tennessee struggle to find care amidst a shortage of providers.
- More than 41% of rural hospitals in Tennessee are at risk of closure

Uninsured Tennesseans, by County
Estimated Number of Uninsured Adults
19-64 Years Old, 2017-2021



TennCare Eligibility Levels
as a % of FPL*



*100% of Federal Poverty Level (FPL): \$24,860 for a family of three; \$14,580 for an individual
Most adults in Tennessee do not qualify for TennCare.

LIFE EXPECTANCY



72.3

Tennessee Average:
75.3

UNINSURED RATE



14%

(National Average: 10%)

OBSTETRIC CARE



Population to Provider Ratio:

There are no obstetric care providers in Haywood County

PRIMARY CARE PHYSICIANS



Population to Provider Ratio:

4,250:1

1,310:1 (National Average)

MENTAL HEALTH PROVIDERS



Ratio of Mental Health Providers:

17,690:1

340:1 (National Average)

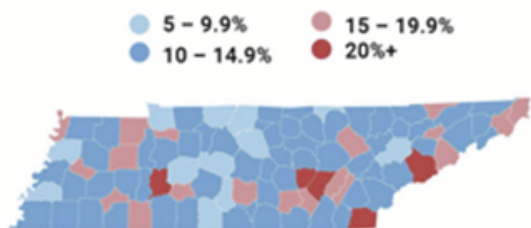
County Health Facts: Henderson County



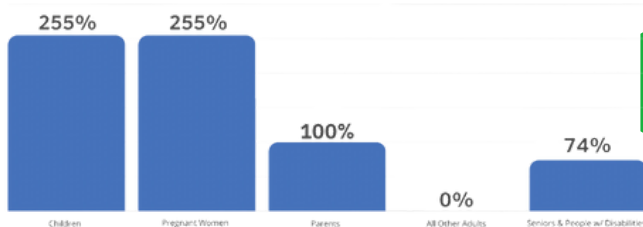
RURAL HEALTH CHALLENGES

- Across the country, there have been more rural hospital closures in non-expansion states than in those that expanded.
- Rural residents in Tennessee struggle to find care amidst a shortage of providers.
- More than 41% of rural hospitals in Tennessee are at risk of closure

Uninsured Tennesseans, by County
Estimated Number of Uninsured Adults
19-64 Years Old, 2017-2021



TennCare Eligibility Levels
as a % of FPL*



*100% of Federal Poverty Level (FPL): \$24,860 for a family of three; \$14,580 for an individual
Most adults in Tennessee do not qualify for TennCare.

LIFE EXPECTANCY



74.4

Tennessee Average:
75.3

UNINSURED RATE



14%

(National Average: 10%)

OBSTETRIC CARE



Population to Provider Ratio:

684:1

*Ranks as the 26th worst in Tennessee

PRIMARY CARE PHYSICIANS



Population to Provider Ratio:

1,400:1

1,310:1 (national average)

MENTAL HEALTH PROVIDERS



Ratio of Mental Health Providers:

2,000:1

340:1 (national average)

County Health Facts:

Henry County



RURAL HEALTH CHALLENGES

- Across the country, there have been more rural hospital closures in non-expansion states than in those that expanded.
- Rural residents in Tennessee struggle to find care amidst a shortage of providers.
- More than 41% of rural hospitals in Tennessee are at risk of closure

LIFE EXPECTANCY

73.2

National Average: **78.5**

POVERTY RATE

20.7%

Tennessee Average: 15%
Child Poverty Rate 33.1% (TN Average: 21%)

OBSTETRIC CARE

There are no obstetric care providers

Teen birth rate: **26.8** (TN avg: 21.5)

LOW BIRTHWEIGHT

9% of babies were reported as low birthweight (national average: 8%)

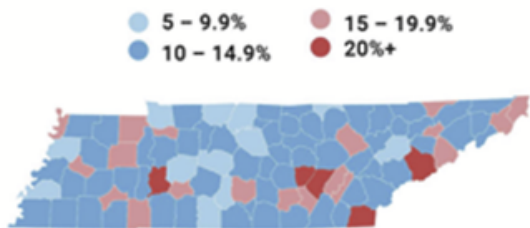
MENTAL HEALTH PROVIDERS

Ratio of Mental Health Providers:

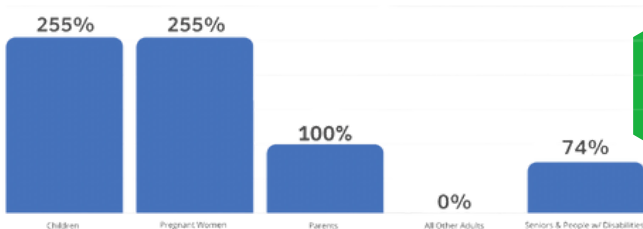
529:1

340:1 (National Average)

Uninsured Tennesseans, by County
Estimated Number of Uninsured Adults
19-64 Years Old, 2017-2021



TennCare Eligibility Levels
as a % of FPL*



*100% of Federal Poverty Level (FPL): \$24,860 for a family of three; \$14,580 for an individual
Most adults in Tennessee do not qualify for TennCare.

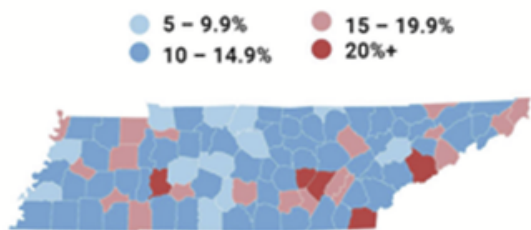
County Health Facts: Hickman County



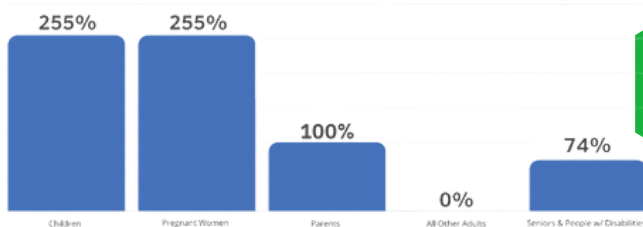
RURAL HEALTH CHALLENGES

- Across the country, there have been more rural hospital closures in non-expansion states than in those that expanded.
- Rural residents in Tennessee struggle to find care amidst a shortage of providers.
- More than 41% of rural hospitals in Tennessee are at risk of closure

Uninsured Tennesseans, by County
Estimated Number of Uninsured Adults
19-64 Years Old, 2017-2021



TennCare Eligibility Levels
as a % of FPL*



*100% of Federal Poverty Level (FPL): \$24,860 for a family of three; \$14,580 for an individual
Most adults in Tennessee do not qualify for TennCare.



LIFE EXPECTANCY

72.9

National Average:
78.5



FATAL DRUG OVERDOSE RATE

93 per 100,000

Tennessee Average: 57 per 100,000



OBSTETRIC CARE

There are no obstetric care providers

Teen birth rate: 26.1 (TN avg: 21.5)



LOW BIRTHWEIGHT

8% of babies were reported as low birthweight (national average: 8%)



MENTAL HEALTH PROVIDERS

Ratio of Mental Health Providers:

1,582:1

340:1 (National Average)

County Health Facts:

Houston County



RURAL HEALTH CHALLENGES

- Across the country, there have been more rural hospital closures in non-expansion states than in those that expanded.
- Rural residents in Tennessee struggle to find care amidst a shortage of providers.
- More than 41% of rural hospitals in Tennessee are at risk of closure



LIFE EXPECTANCY

72

National Average:
78.5



UNINSURED RATE

8.4%

There are no TennCare providers

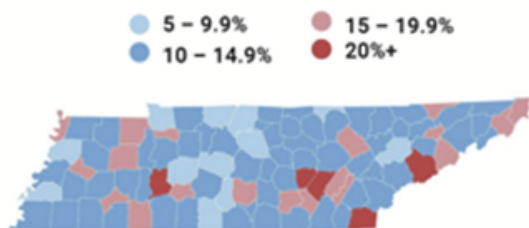


OBSTETRIC CARE

Population to Provider Ratio:

898:1

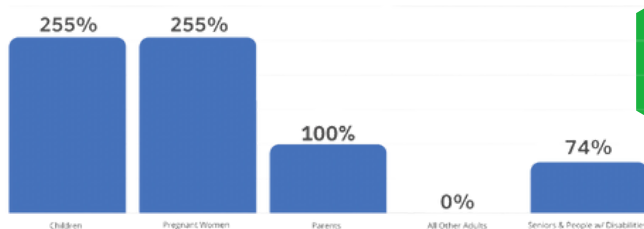
Uninsured Tennesseans, by County
Estimated Number of Uninsured Adults
19-64 Years Old, 2017-2021



LOW BIRTHWEIGHT

8% of babies were reported as low birthweight (national average: 8%)

TennCare Eligibility Levels
as a % of FPL*



MENTAL HEALTH PROVIDERS

Ratio of Mental Health Providers:

333:1

340:1 (National Average)

*100% of Federal Poverty Level (FPL): \$24,860 for a family of three; \$14,580 for an individual
Most adults in Tennessee do not qualify for TennCare.

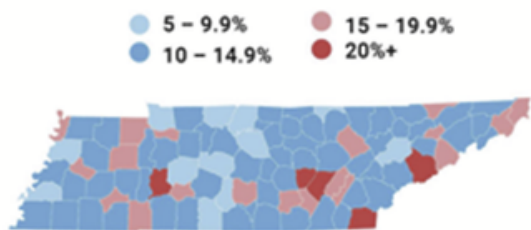
County Health Facts: Humphreys County



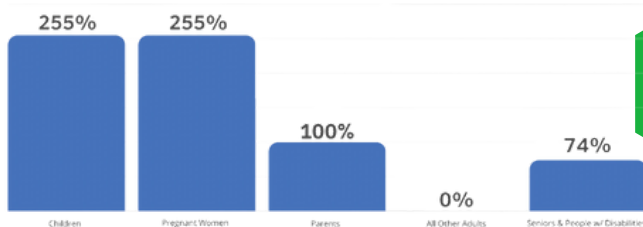
RURAL HEALTH CHALLENGES

- Across the country, there have been more rural hospital closures in non-expansion states than in those that expanded.
- Rural residents in Tennessee struggle to find care amidst a shortage of providers.
- More than 41% of rural hospitals in Tennessee are at risk of closure

Uninsured Tennesseans, by County
Estimated Number of Uninsured Adults
19-64 Years Old, 2017-2021



TennCare Eligibility Levels
as a % of FPL*



*100% of Federal Poverty Level (FPL): \$24,860 for a family of three; \$14,580 for an individual
Most adults in Tennessee do not qualify for TennCare.



LIFE EXPECTANCY

74

National Average:
78.5



POVERTY RATE

15.5%

Tennessee Average: 15%
Child Poverty Rate 21.4% (TN Average: 21%)



OBSTETRIC CARE

Population to Provider Ratio:

6,532:1



LOW BIRTHWEIGHT

8.8% of babies were reported as low birthweight (national average: 8%)



MENTAL HEALTH PROVIDERS

Ratio of Mental Health Providers:

1,746:1

340:1 (National Average)

County Health Facts:

Jackson County

RURAL HEALTH CHALLENGES



- Across the country, there have been more rural hospital closures in non-expansion states than in those that expanded.
- Rural residents in Tennessee struggle to find care amidst a shortage of providers.
- More than 41% of rural hospitals in Tennessee are at risk of closure

LIFE EXPECTANCY



73.9

National Average:
78.5

UNINSURED RATE



12.6%

National Average: 10%

OBSTETRIC CARE

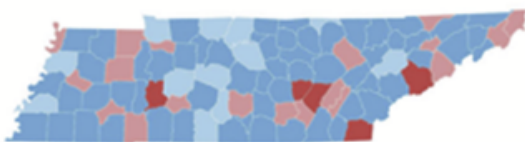


Population to Provider Ratio:

10,526:1

Uninsured Tennesseans, by County
Estimated Number of Uninsured Adults
19-64 Years Old, 2017-2021

5 - 9.9% 15 - 19.9%
10 - 14.9% 20%+

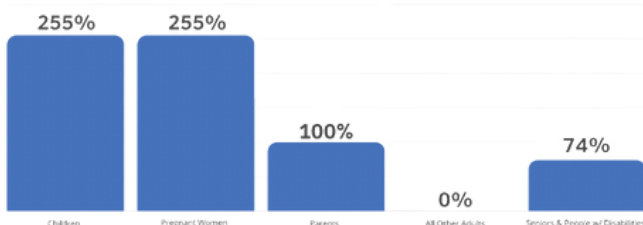


LOW BIRTHWEIGHT



9.0% of babies were reported as low birthweight (national average: 8%)

TennCare Eligibility Levels as a % of FPL*



YOUTH OBESITY



54.5%

(TN Average: 39.7%)

*100% of Federal Poverty Level (FPL): \$24,860 for a family of three; \$14,580 for an individual
Most adults in Tennessee do not qualify for TennCare.

County Health Facts:

Jefferson County

RURAL HEALTH CHALLENGES



- Across the country, there have been more rural hospital closures in non-expansion states than in those that expanded.
- Rural residents in Tennessee struggle to find care amidst a shortage of providers.
- More than 41% of rural hospitals in Tennessee are at risk of closure

LIFE EXPECTANCY



75.4

National Average:
78.5

UNINSURED RATE



10.3%

National Average: 10%

OBSTETRIC CARE



Population to Provider Ratio:

5,117:1

LOW BIRTHWEIGHT



8.6% of babies were reported as low birthweight (national average: 8%)

MENTAL HEALTH PROVIDERS

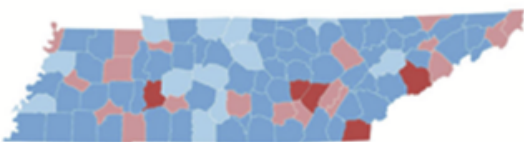


Ratio of Mental Health Providers:

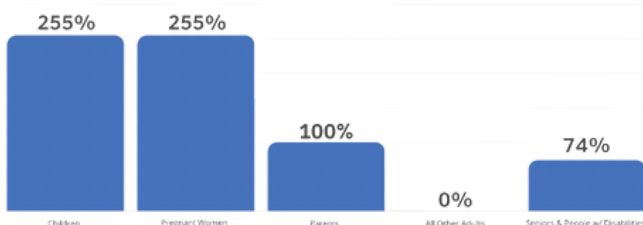
1,987:1

340:1 (National Average)

Uninsured Tennesseans, by County
Estimated Number of Uninsured Adults
19-64 Years Old, 2017-2021



TennCare Eligibility Levels
as a % of FPL*



*100% of Federal Poverty Level (FPL): \$24,860 for a family of three; \$14,580 for an individual
Most adults in Tennessee do not qualify for TennCare.

County Health Facts:

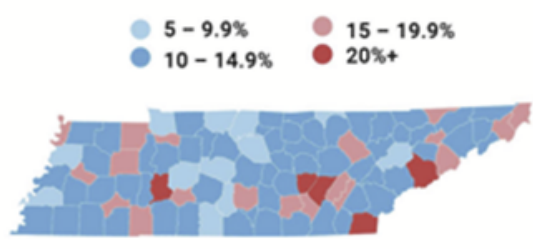
Johnson County

RURAL HEALTH CHALLENGES

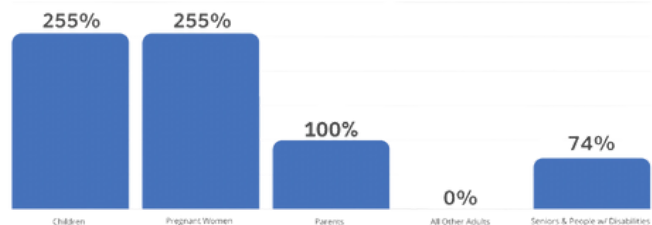


- Across the country, there have been more rural hospital closures in non-expansion states than in those that expanded.
- Rural residents in Tennessee struggle to find care amidst a shortage of providers.
- More than 41% of rural hospitals in Tennessee are at risk of closure

Uninsured Tennesseans, by County
Estimated Number of Uninsured Adults
19-64 Years Old, 2017-2021



TennCare Eligibility Levels
as a % of FPL*



*100% of Federal Poverty Level (FPL): \$24,860 for a family of three; \$14,580 for an individual
Most adults in Tennessee do not qualify for TennCare.

LIFE EXPECTANCY

74

National Average: **78.5**

UNINSURED RATE

12.7%

National Average: 10%

OBSTETRIC CARE

Population to Provider Ratio:

2,695:1

LOW BIRTHWEIGHT

8.9% of babies were reported as low birthweight (national average: 8%)

MENTAL HEALTH PROVIDERS

Ratio of Mental Health Providers:

1,136:1

340:1 (National Average)

County Health Facts:

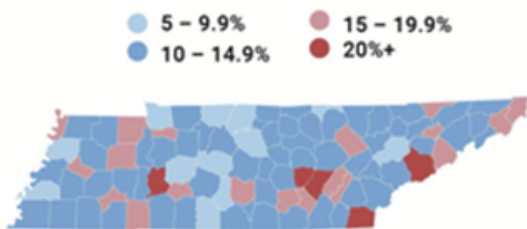
Knox County



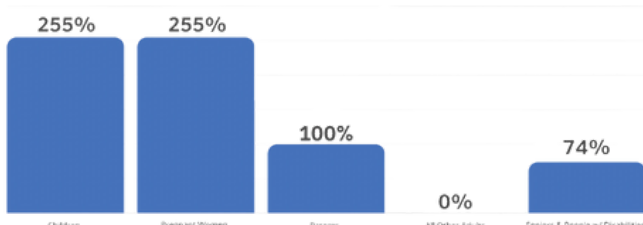
RURAL HEALTH CHALLENGES

- Across the country, there have been more rural hospital closures in non-expansion states than in those that expanded.
- Rural residents in Tennessee struggle to find care amidst a shortage of providers.
- More than 41% of rural hospitals in Tennessee are at risk of closure

Uninsured Tennesseans, by County
Estimated Number of Uninsured Adults
19-64 Years Old, 2017-2021



TennCare Eligibility Levels
as a % of FPL*



LIFE EXPECTANCY

75.8

National Average: **78.5**

FATAL DRUG OVERDOSE RATE

92 per 100,000

Tennessee averages 57 per 100,000

OBSTETRIC CARE

Population to Provider Ratio:

7,660:1

LOW BIRTHWEIGHT

8.2% of babies were reported as low birthweight (national average: 8%)

PRIMARY CARE PROVIDERS

Population to Provider Ratio:

1,245:1

1,310:1 (National Average)

*100% of Federal Poverty Level (FPL): \$24,860 for a family of three; \$14,580 for an individual
Most adults in Tennessee do not qualify for TennCare.

County Health Facts:

Lake County



RURAL HEALTH CHALLENGES

- Across the country, there have been more rural hospital closures in non-expansion states than in those that expanded.
- Rural residents in Tennessee struggle to find care amidst a shortage of providers.
- More than 41% of rural hospitals in Tennessee are at risk of closure

HEALTH STATISTICS

LIFE EXPECTANCY



72

National Average:
78.5

UNINSURED RATE



15.6%

National Average: 10%

OBSTETRIC CARE



There are no obstetric care providers

LOW BIRTHWEIGHT



9.6% of babies were reported as low birthweight (national average: 8%)

POVERTY RATE

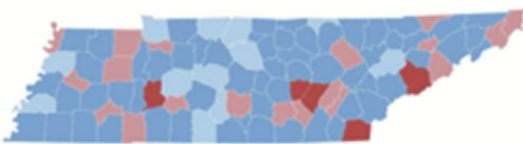


31%

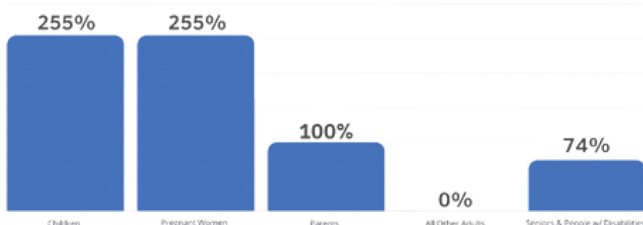
Tennessee Average: 15%
Child Poverty Rate 37.3% (TN Average: 21%)

Uninsured Tennesseans, by County
Estimated Number of Uninsured Adults
19-64 Years Old, 2017-2021

5 - 9.9% 15 - 19.9%
10 - 14.9% 20%+



TennCare Eligibility Levels
as a % of FPL*



*100% of Federal Poverty Level (FPL): \$24,860 for a family of three; \$14,580 for an individual
Most adults in Tennessee do not qualify for TennCare.

County Health Facts: Lauderdale County



RURAL HEALTH CHALLENGES

- Across the country, there have been more rural hospital closures in non-expansion states than in those that expanded.
- Rural residents in Tennessee struggle to find care amidst a shortage of providers.
- More than 41% of rural hospitals in Tennessee are at risk of closure



LIFE EXPECTANCY

73.2

National Average:
78.5



UNINSURED RATE

9.8%

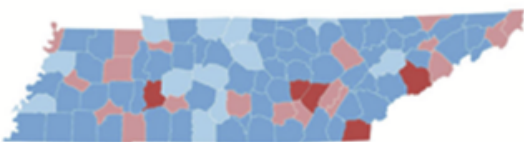


OBSTETRIC CARE

There are no obstetric care providers

Uninsured Tennesseans, by County
Estimated Number of Uninsured Adults
19-64 Years Old, 2017-2021

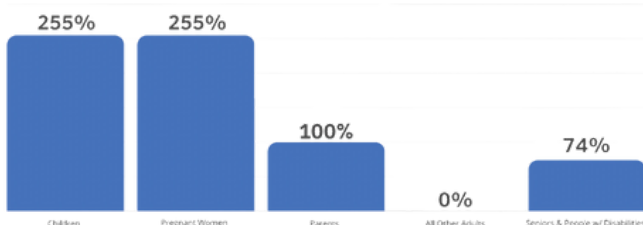
5 - 9.9% 15 - 19.9%
10 - 14.9% 20%+



LOW BIRTHWEIGHT

11.8% of babies were reported as low birthweight (national average: 8%)

TennCare Eligibility Levels
as a % of FPL*



MENTAL HEALTH PROVIDERS

Ratio of Mental Health Providers:

5,022:1

340:1 (National Average)

*100% of Federal Poverty Level (FPL): \$24,860 for a family of three; \$14,580 for an individual
Most adults in Tennessee do not qualify for TennCare.

County Health Facts:

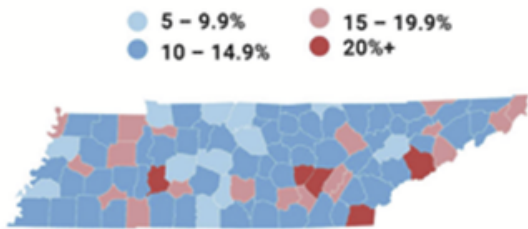
Lawrence County



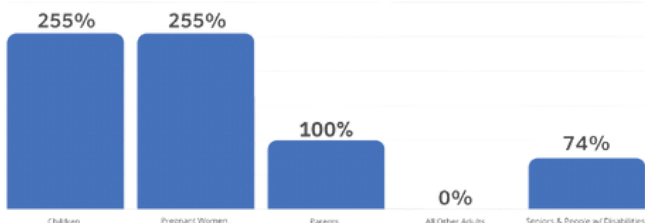
RURAL HEALTH CHALLENGES

- Across the country, there have been more rural hospital closures in non-expansion states than in those that expanded.
- Rural residents in Tennessee struggle to find care amidst a shortage of providers.
- More than 41% of rural hospitals in Tennessee are at risk of closure

Uninsured Tennesseans, by County
Estimated Number of Uninsured Adults
19-64 Years Old, 2017-2021



TennCare Eligibility Levels
as a % of FPL*



*100% of Federal Poverty Level (FPL): \$24,860 for a family of three; \$14,580 for an individual
Most adults in Tennessee do not qualify for TennCare.

LIFE EXPECTANCY
73.5
National Average: 78.5

UNINSURED RATE
14.2%
National Average: 10%

OBSTETRIC CARE
Population to Provider Ratio:
25,298:1

LOW BIRTHWEIGHT
8.7% of babies were reported as low birthweight (national average: 8%)

MENTAL HEALTH PROVIDERS
Ratio of Mental Health Providers:
1,092:1
340:1 (National Average)

County Health Facts:

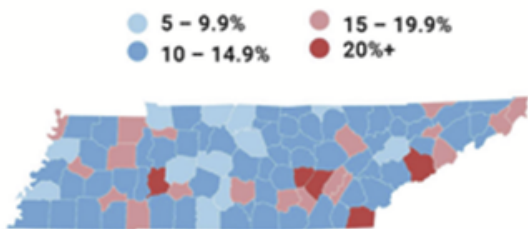
Lewis County



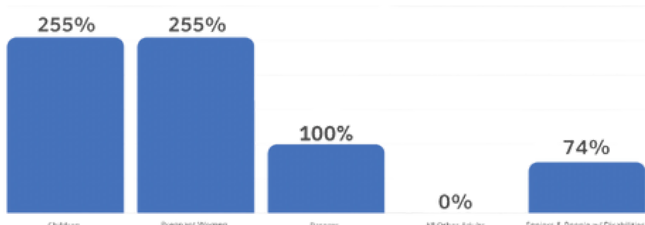
RURAL HEALTH CHALLENGES

- Across the country, there have been more rural hospital closures in non-expansion states than in those that expanded.
- Rural residents in Tennessee struggle to find care amidst a shortage of providers.
- More than 41% of rural hospitals in Tennessee are at risk of closure

Uninsured Tennesseans, by County
Estimated Number of Uninsured Adults
19-64 Years Old, 2017-2021



TennCare Eligibility Levels
as a % of FPL*



*100% of Federal Poverty Level (FPL): \$24,860 for a family of three; \$14,580 for an individual
Most adults in Tennessee do not qualify for TennCare.



LIFE EXPECTANCY

73.2

National Average:
78.5



POVERTY RATE

20.3%

Tennessee Average: 15%
Child Poverty Rate 28.7% (TN Average: 21%)



OBSTETRIC CARE

There are no obstetric care providers



LOW BIRTHWEIGHT

8.9% of babies were reported as low birthweight (national average: 8%)



MENTAL HEALTH PROVIDERS

Ratio of Mental Health Providers:

2,571:1

340:1 (National Average)

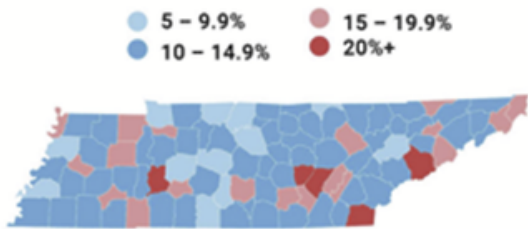
County Health Facts: Lincoln County



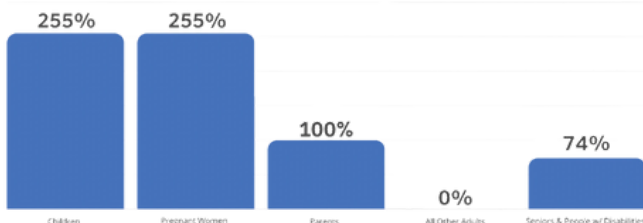
RURAL HEALTH CHALLENGES

- Across the country, there have been more rural hospital closures in non-expansion states than in those that expanded.
- Rural residents in Tennessee struggle to find care amidst a shortage of providers.
- More than 41% of rural hospitals in Tennessee are at risk of closure

Uninsured Tennesseans, by County
Estimated Number of Uninsured Adults
19-64 Years Old, 2017-2021



TennCare Eligibility Levels
as a % of FPL*



LIFE EXPECTANCY

73.6

National Average: 78.5



YOUTH OBESITY

41.6%

(TN Average: 39.7%)



OBSTETRIC CARE

There are no obstetric care providers



LOW BIRTHWEIGHT

8.0% of babies were reported as low birthweight (national average: 8%)



MENTAL HEALTH PROVIDERS

Ratio of Mental Health Providers:

3,221:1

340:1 (National Average)



*100% of Federal Poverty Level (FPL): \$24,860 for a family of three; \$14,580 for an individual
Most adults in Tennessee do not qualify for TennCare.

County Health Facts:

Loudon County



RURAL HEALTH CHALLENGES

- Across the country, there have been more rural hospital closures in non-expansion states than in those that expanded.
- Rural residents in Tennessee struggle to find care amidst a shortage of providers.
- More than 41% of rural hospitals in Tennessee are at risk of closure

LIFE EXPECTANCY



77.5

National Average:
78.5

UNINSURED RATE



10%

National Average: 10%

OBSTETRIC CARE



Population to Provider Ratio:

128,777:1

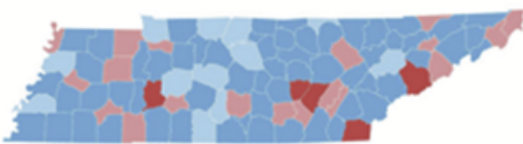
FATAL DRUG OVERDOSE RATE



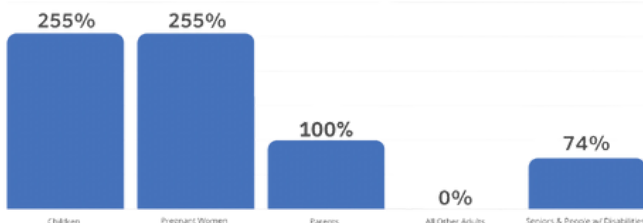
80 per 100,000

Tennessee averages 57 per 100,000

Uninsured Tennesseans, by County
Estimated Number of Uninsured Adults
19-64 Years Old, 2017-2021



TennCare Eligibility Levels
as a % of FPL*



MENTAL HEALTH PROVIDERS



Ratio of Mental Health Providers:

1,829:1

340:1 (National Average)

*100% of Federal Poverty Level (FPL): \$24,860 for a family of three; \$14,580 for an individual
Most adults in Tennessee do not qualify for TennCare.

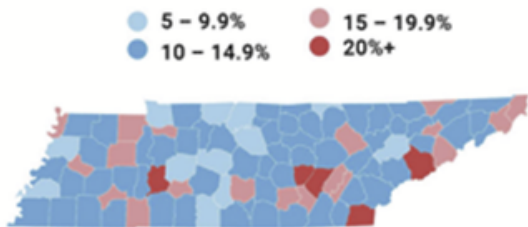
County Health Facts: McMinn County



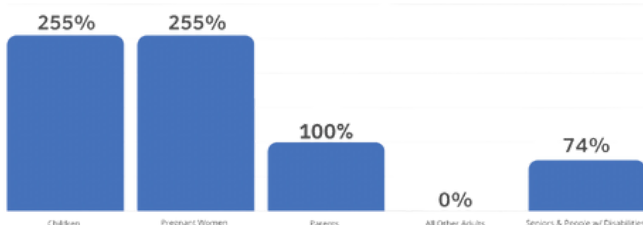
RURAL HEALTH CHALLENGES

- Across the country, there have been more rural hospital closures in non-expansion states than in those that expanded.
- Rural residents in Tennessee struggle to find care amidst a shortage of providers.
- More than 41% of rural hospitals in Tennessee are at risk of closure

Uninsured Tennesseans, by County
Estimated Number of Uninsured Adults
19-64 Years Old, 2017-2021



TennCare Eligibility Levels
as a % of FPL*



LIFE EXPECTANCY

73.7

National Average:

78.5



UNINSURED RATE

10.4%

National Average: 10%



OBSTETRIC CARE

Population to Provider Ratio:

3,152:1



LOW BIRTHWEIGHT

9.0% of babies were reported as low birthweight (national average: 8%)



MENTAL HEALTH PROVIDERS

Ratio of Mental Health Providers:

1,386:1

340:1 (National Average)

*100% of Federal Poverty Level (FPL): \$24,860 for a family of three; \$14,580 for an individual
Most adults in Tennessee do not qualify for TennCare.

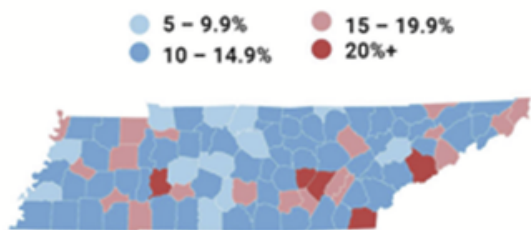
County Health Facts: McNairy County



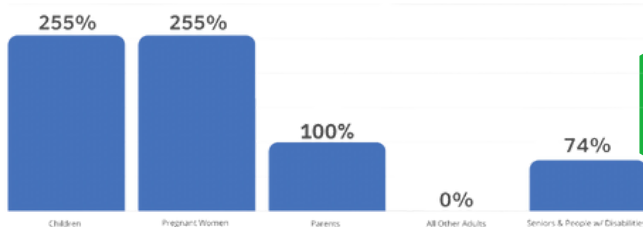
RURAL HEALTH CHALLENGES

- Across the country, there have been more rural hospital closures in non-expansion states than in those that expanded.
- Rural residents in Tennessee struggle to find care amidst a shortage of providers.
- More than 41% of rural hospitals in Tennessee are at risk of closure

Uninsured Tennesseans, by County
Estimated Number of Uninsured Adults
19-64 Years Old, 2017-2021



TennCare Eligibility Levels
as a % of FPL*



*100% of Federal Poverty Level (FPL): \$24,860 for a family of three; \$14,580 for an individual
Most adults in Tennessee do not qualify for TennCare.

LIFE EXPECTANCY



72.2

Tennessee Average:
75.3

UNINSURED RATE



12%

(National Average: 10%)

OBSTETRIC CARE

Population to Provider Ratio:

684:1

*Ranks as the 25th worst in Tennessee



PRIMARY CARE PHYSICIANS

Population to Provider Ratio:

2,570:1

1,310:1 (National Average)



MENTAL HEALTH PROVIDERS

Ratio of Mental Health Providers:

740:1

340:1 (national average)



County Health Facts:

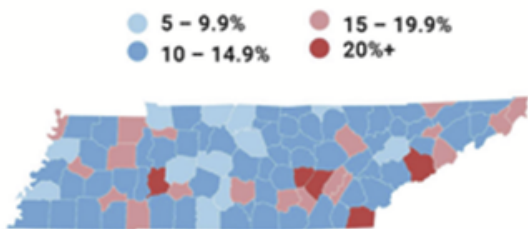
Macon County



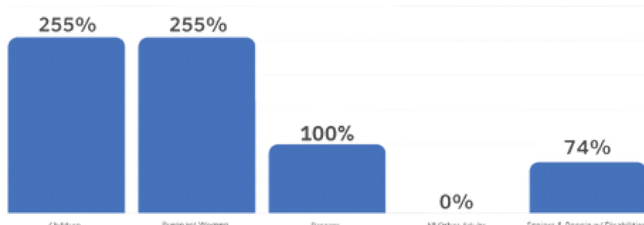
RURAL HEALTH CHALLENGES

- Across the country, there have been more rural hospital closures in non-expansion states than in those that expanded.
- Rural residents in Tennessee struggle to find care amidst a shortage of providers.
- More than 41% of rural hospitals in Tennessee are at risk of closure

Uninsured Tennesseans, by County
Estimated Number of Uninsured Adults
19-64 Years Old, 2017-2021



TennCare Eligibility Levels
as a % of FPL*



LIFE EXPECTANCY
73.6
National Average:
78.5

UNINSURED RATE
10.1%
National Average: 10%

OBSTETRIC CARE
Population to Provider Ratio:
1,467:1

LOW BIRTHWEIGHT
9.0% of babies were reported as low birthweight (national average: 8%)

MENTAL HEALTH PROVIDERS
Ratio of Mental Health Providers:
12,850:1
340:1 (National Average)

*100% of Federal Poverty Level (FPL): \$24,860 for a family of three; \$14,580 for an individual
Most adults in Tennessee do not qualify for TennCare.

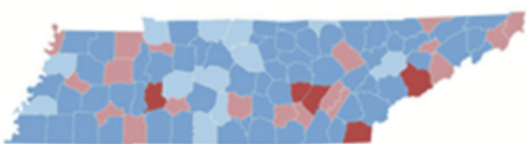
County Health Facts: Madison County



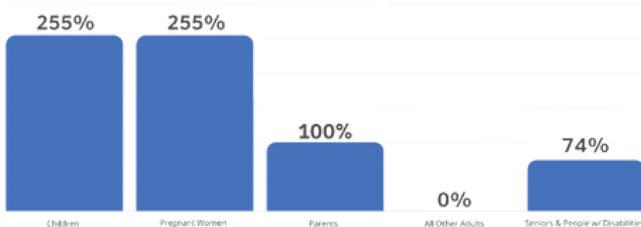
RURAL HEALTH CHALLENGES

- Across the country, there have been more rural hospital closures in non-expansion states than in those that expanded.
- Rural residents in Tennessee struggle to find care amidst a shortage of providers.
- More than 41% of rural hospitals in Tennessee are at risk of closure

Uninsured Tennesseans, by County
Estimated Number of Uninsured Adults 19-64 Years Old, 2017-2021



TennCare Eligibility Levels as a % of FPL*



*100% of Federal Poverty Level (FPL): \$24,860 for a family of three; \$14,580 for an individual
Most adults in Tennessee do not qualify for TennCare.

LOW BIRTHWEIGHT



10% of babies were reported as low birthweight (national average: 8%)

LIFE EXPECTANCY



Males/Females: 73.5/79.4
National Average: 76.7/81.5

PRIMARY CARE PHYSICIANS AND PROVIDERS



Ratio of Primary Care Physicians
3297:1
1,310:1 (National Average)

UNINSURED RATE



10.3%
(National Average: 10%)

CHILD VACCINATION RATES



The rate of vaccinations in Madison County is 1.3% lower than the state average (for children ages 2-3)

County Health Facts: Marion County



RURAL HEALTH CHALLENGES

- Across the country, there have been more rural hospital closures in non-expansion states than in those that expanded.
- Rural residents in Tennessee struggle to find care amidst a shortage of providers.
- More than 41% of rural hospitals in Tennessee are at risk of closure

LIFE EXPECTANCY



74.4

National Average:
78.5

UNINSURED RATE



8.5%

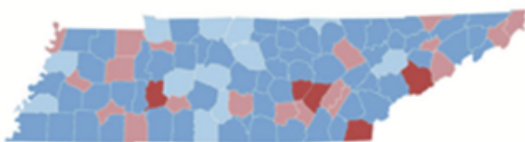
National Average: 10%

OBSTETRIC CARE



There are no obstetric care providers

Uninsured Tennesseans, by County
Estimated Number of Uninsured Adults
19-64 Years Old, 2017-2021

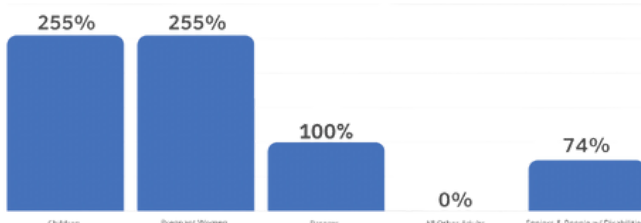


LOW BIRTHWEIGHT



9.2% of babies were reported as low birthweight (national average: 8%)

TennCare Eligibility Levels as a % of FPL*



MENTAL HEALTH PROVIDERS



Ratio of Mental Health Providers:

3,610:1

340:1 (National Average)

*100% of Federal Poverty Level (FPL): \$24,860 for a family of three; \$14,580 for an individual
Most adults in Tennessee do not qualify for TennCare.

County Health Facts:

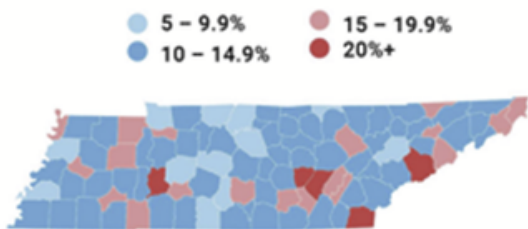
Marshall County



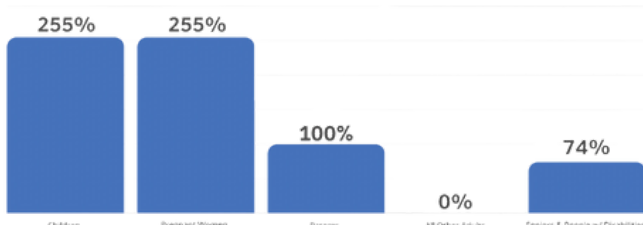
RURAL HEALTH CHALLENGES

- Across the country, there have been more rural hospital closures in non-expansion states than in those that expanded.
- Rural residents in Tennessee struggle to find care amidst a shortage of providers.
- More than 41% of rural hospitals in Tennessee are at risk of closure

Uninsured Tennesseans, by County
Estimated Number of Uninsured Adults
19-64 Years Old, 2017-2021



TennCare Eligibility Levels
as a % of FPL*



LIFE EXPECTANCY

74.9

National Average: **78.5**



POVERTY RATE

16.2%

Tennessee Average: 15%
Child Poverty Rate 19.9%



OBSTETRIC CARE

Population to Provider Ratio:

9,422:1



LOW BIRTHWEIGHT

8.9% of babies were reported as low birthweight (national average: 8%)



MENTAL HEALTH PROVIDERS

Ratio of Mental Health Providers:

1,841:1

340:1 (National Average)



*100% of Federal Poverty Level (FPL): \$24,860 for a family of three; \$14,580 for an individual
Most adults in Tennessee do not qualify for TennCare.

County Health Facts:

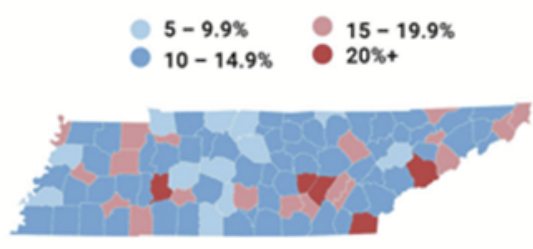
Maury County



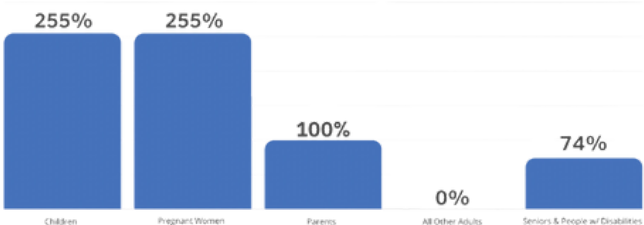
RURAL HEALTH CHALLENGES

- Across the country, there have been more rural hospital closures in non-expansion states than in those that expanded.
- Rural residents in Tennessee struggle to find care amidst a shortage of providers.
- More than 41% of rural hospitals in Tennessee are at risk of closure

Uninsured Tennesseans, by County
Estimated Number of Uninsured Adults
19-64 Years Old, 2017-2021



TennCare Eligibility Levels
as a % of FPL*



*100% of Federal Poverty Level (FPL): \$24,860 for a family of three; \$14,580 for an individual
Most adults in Tennessee do not qualify for TennCare.

LIFE EXPECTANCY
76.2
National Average:
78.5

UNINSURED RATE
9.3%

OBSTETRIC CARE
There are no obstetric care providers

LOW BIRTHWEIGHT
8.7% of babies were reported as low birthweight (national average: 8%)

MENTAL HEALTH PROVIDERS
Ratio of Mental Health Providers:
450:1
340:1 (National Average)

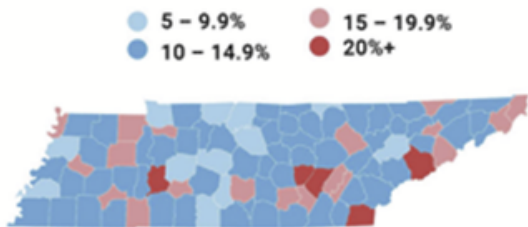
County Health Facts: Meigs County



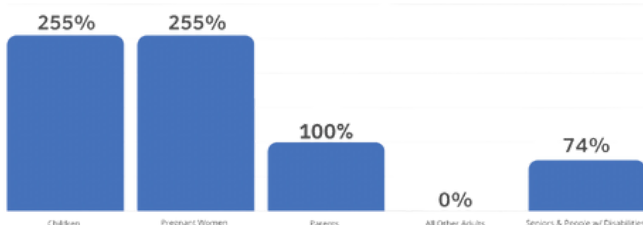
RURAL HEALTH CHALLENGES

- Across the country, there have been more rural hospital closures in non-expansion states than in those that expanded.
- Rural residents in Tennessee struggle to find care amidst a shortage of providers.
- More than 41% of rural hospitals in Tennessee are at risk of closure

Uninsured Tennesseans, by County
Estimated Number of Uninsured Adults
19-64 Years Old, 2017-2021



TennCare Eligibility Levels
as a % of FPL*



LIFE EXPECTANCY
71.7
National Average:
78.5



UNINSURED RATE
11.2%
National Average: 10%



OBSTETRIC CARE
Population to Provider Ratio:
9,422:1



LOW BIRTHWEIGHT
9.2% of babies were reported as low birthweight (national average: 8%)



MENTAL HEALTH PROVIDERS
Ratio of Mental Health Providers:
6,525:1
340:1 (National Average)



*100% of Federal Poverty Level (FPL): \$24,860 for a family of three; \$14,580 for an individual
Most adults in Tennessee do not qualify for TennCare.

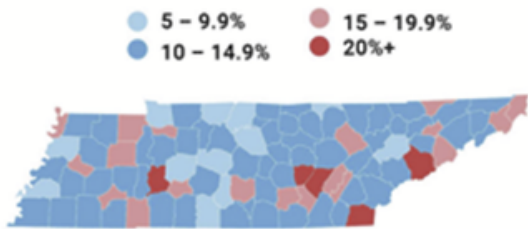
County Health Facts: Monroe County



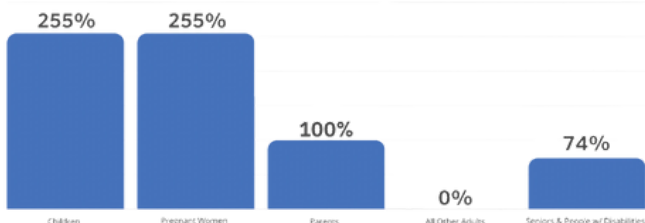
RURAL HEALTH CHALLENGES

- Across the country, there have been more rural hospital closures in non-expansion states than in those that expanded.
- Rural residents in Tennessee struggle to find care amidst a shortage of providers.
- More than 41% of rural hospitals in Tennessee are at risk of closure

Uninsured Tennesseans, by County
Estimated Number of Uninsured Adults
19-64 Years Old, 2017-2021



TennCare Eligibility Levels
as a % of FPL*



*100% of Federal Poverty Level (FPL): \$24,860 for a family of three; \$14,580 for an individual
Most adults in Tennessee do not qualify for TennCare.

LIFE EXPECTANCY
73.7
National Average:
78.5

UNINSURED RATE
9.9%

OBSTETRIC CARE
Population to Provider Ratio:
12,877:1

LOW BIRTHWEIGHT
9.4% of babies were reported as low birthweight (national average: 8%)

MENTAL HEALTH PROVIDERS
Ratio of Mental Health Providers:
2,030:1
340:1 (National Average)

County Health Facts:

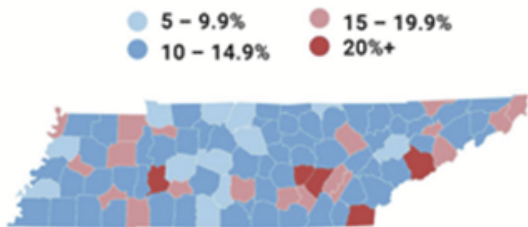
Montgomery County



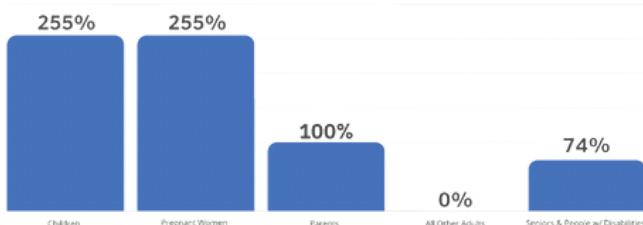
RURAL HEALTH CHALLENGES

- Across the country, there have been more rural hospital closures in non-expansion states than in those that expanded.
- Rural residents in Tennessee struggle to find care amidst a shortage of providers.
- More than 41% of rural hospitals in Tennessee are at risk of closure

Uninsured Tennesseans, by County
Estimated Number of Uninsured Adults
19-64 Years Old, 2017-2021



TennCare Eligibility Levels
as a % of FPL*



LIFE EXPECTANCY

74.9

National Average:
78.5



FATAL DRUG OVERDOSE RATE

52 per 100,000

National Average 21.6 per 100,000



OBSTETRIC CARE

Population to Provider Ratio:

898:1



LOW BIRTHWEIGHT

8.2% of babies were reported as low birthweight (national average: 8%)



MENTAL HEALTH PROVIDERS

Ratio of Mental Health Providers:

468:1

340:1 (National Average)

*100% of Federal Poverty Level (FPL): \$24,860 for a family of three; \$14,580 for an individual
Most adults in Tennessee do not qualify for TennCare.

County Health Facts:

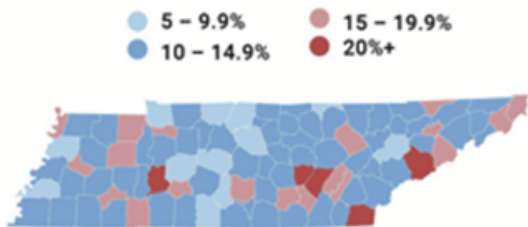
Moore County



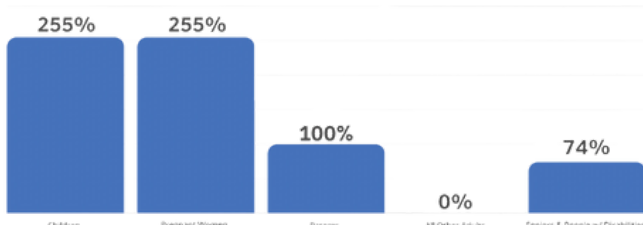
RURAL HEALTH CHALLENGES

- Across the country, there have been more rural hospital closures in non-expansion states than in those that expanded.
- Rural residents in Tennessee struggle to find care amidst a shortage of providers.
- More than 41% of rural hospitals in Tennessee are at risk of closure

Uninsured Tennesseans, by County
Estimated Number of Uninsured Adults
19-64 Years Old, 2017-2021



TennCare Eligibility Levels
as a % of FPL*



LIFE EXPECTANCY
79.1
National Average:
78.5

PRIMARY CARE PROVIDERS
1,519:1
1,310:1 (National Average)

OBSTETRIC CARE
Population to Provider Ratio:
2,671:1

LOW BIRTHWEIGHT
8.1% of babies were reported as low birthweight (national average: 8%)

YOUTH OBESITY
40.1%
(TN Average: 39.7%)

*100% of Federal Poverty Level (FPL): \$24,860 for a family of three; \$14,580 for an individual
Most adults in Tennessee do not qualify for TennCare.

County Health Facts:

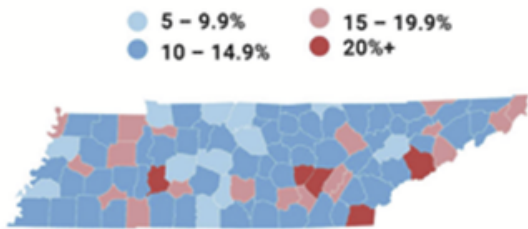
Morgan County



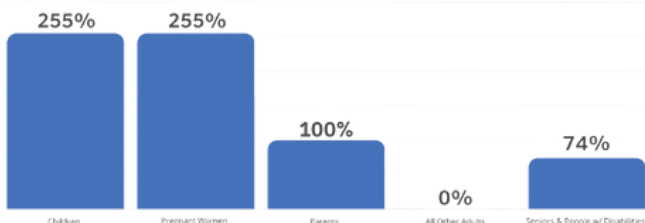
RURAL HEALTH CHALLENGES

- Across the country, there have been more rural hospital closures in non-expansion states than in those that expanded.
- Rural residents in Tennessee struggle to find care amidst a shortage of providers.
- More than 41% of rural hospitals in Tennessee are at risk of closure

Uninsured Tennesseans, by County
Estimated Number of Uninsured Adults
19-64 Years Old, 2017-2021



TennCare Eligibility Levels
as a % of FPL*



LIFE EXPECTANCY
74.4
National Average: **78.5**

UNINSURED RATE
11.9%
National Average: 10%

FATAL DRUG OVERDOSE RATE
64 per 100,000
National Average 21.6 per 100,000

LOW BIRTHWEIGHT
9.9% of babies were reported as low birthweight (national average: 8%)

MENTAL HEALTH PROVIDERS
Ratio of Mental Health Providers:
7,085:1
340:1 (National Average)

*100% of Federal Poverty Level (FPL): \$24,860 for a family of three; \$14,580 for an individual
Most adults in Tennessee do not qualify for TennCare.

County Health Facts:

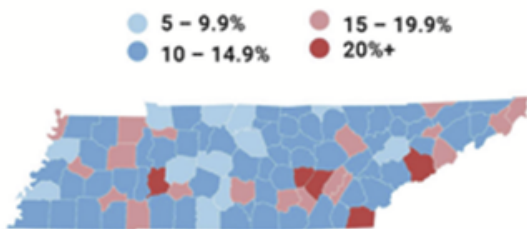
Obion County



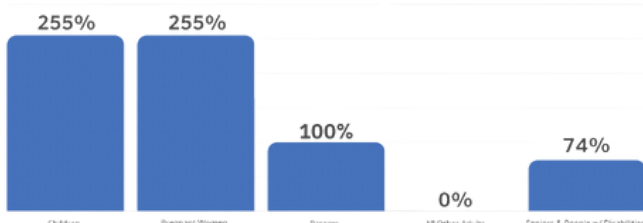
RURAL HEALTH CHALLENGES

- Across the country, there have been more rural hospital closures in non-expansion states than in those that expanded.
- Rural residents in Tennessee struggle to find care amidst a shortage of providers.
- More than 41% of rural hospitals in Tennessee are at risk of closure

Uninsured Tennesseans, by County
Estimated Number of Uninsured Adults
19-64 Years Old, 2017-2021



TennCare Eligibility Levels
as a % of FPL*



*100% of Federal Poverty Level (FPL): \$24,860 for a family of three; \$14,580 for an individual
Most adults in Tennessee do not qualify for TennCare.



LIFE EXPECTANCY

74.2

National Average:
78.5



POVERTY RATE

19.1%

Tennessee Average: 15%
Child Poverty Rate 26.1%



OBSTETRIC CARE

There are no obstetric care providers



LOW BIRTHWEIGHT

9.3% of babies were reported as low birthweight (national average: 8%)



MENTAL HEALTH PROVIDERS

Ratio of Mental Health Providers:

1,904:1

340:1 (National Average)

County Health Facts:

Overton County



RURAL HEALTH CHALLENGES

- Across the country, there have been more rural hospital closures in non-expansion states than in those that expanded.
- Rural residents in Tennessee struggle to find care amidst a shortage of providers.
- More than 41% of rural hospitals in Tennessee are at risk of closure

LIFE EXPECTANCY



74.0

National Average:
78.5

UNINSURED RATE



12%

Nationally: 10%

OBSTETRIC CARE



There are no obstetric care providers

PRIMARY CARE PROVIDERS



Ratio of Primary Care Providers:

2,051:1
1,310:1 (national average)

MENTAL HEALTH PROVIDERS

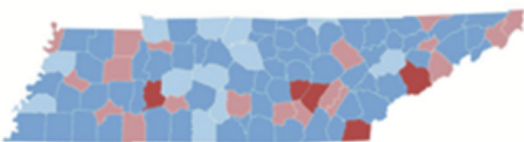


Ratio of Mental Health Providers:

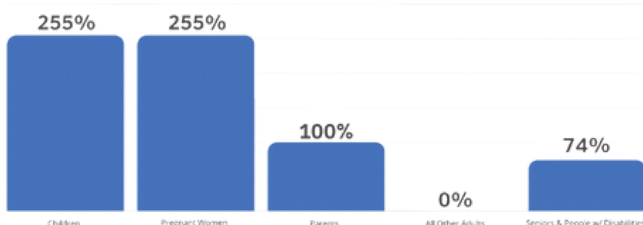
11,420:1
340:1 (National Average)

Uninsured Tennesseans, by County
Estimated Number of Uninsured Adults
19-64 Years Old, 2017-2021

5 - 9.9% 15 - 19.9%
10 - 14.9% 20%+



TennCare Eligibility Levels
as a % of FPL*



*100% of Federal Poverty Level (FPL): \$24,860 for a family of three; \$14,580 for an individual
Most adults in Tennessee do not qualify for TennCare.

County Health Facts:

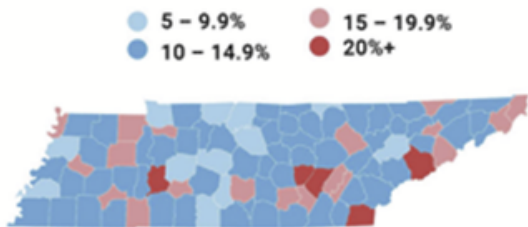
Perry County



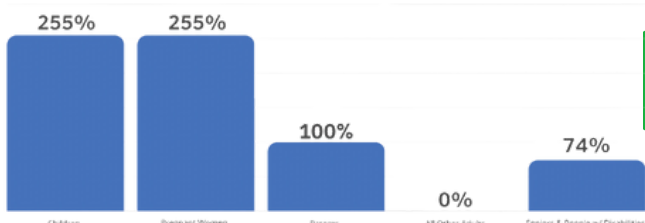
RURAL HEALTH CHALLENGES

- Across the country, there have been more rural hospital closures in non-expansion states than in those that expanded.
- Rural residents in Tennessee struggle to find care amidst a shortage of providers.
- More than 41% of rural hospitals in Tennessee are at risk of closure

Uninsured Tennesseans, by County
Estimated Number of Uninsured Adults
19-64 Years Old, 2017-2021



TennCare Eligibility Levels
as a % of FPL*



*100% of Federal Poverty Level (FPL): \$24,860 for a family of three; \$14,580 for an individual
Most adults in Tennessee do not qualify for TennCare.



LIFE EXPECTANCY

73.9

National Average:
78.5



UNINSURED RATE

15%

Nationally: 10%



OBSTETRIC CARE

There are no obstetric care providers



PRIMARY CARE PROVIDERS

Ratio of Primary Care Providers:

4,050:1

1,310:1 (National Average)



MENTAL HEALTH PROVIDERS

Ratio of Mental Health Providers:

1,412:1

340:1 (National Average)

County Health Facts: Pickett County



RURAL HEALTH CHALLENGES

- Across the country, there have been more rural hospital closures in non-expansion states than in those that expanded.
- Rural residents in Tennessee struggle to find care amidst a shortage of providers.
- More than 41% of rural hospitals in Tennessee are at risk of closure

LIFE EXPECTANCY



74.8

National Average:
78.5

UNINSURED RATE



17%

Nationally: 10%

OBSTETRIC CARE



There are no obstetric care providers

PRIMARY CARE PROVIDERS



Ratio of Primary Care Providers:

1,687:1

1,310:1 (National Average)

POVERTY RATE

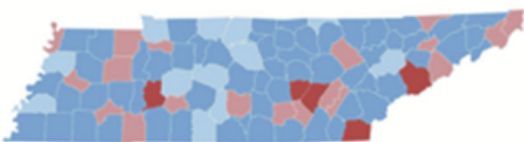


19.3%

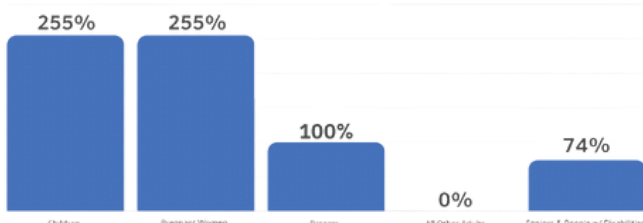
Tennessee Average: 15%

Uninsured Tennesseans, by County
Estimated Number of Uninsured Adults
19-64 Years Old, 2017-2021

5 - 9.9% 15 - 19.9%
10 - 14.9% 20%+



TennCare Eligibility Levels
as a % of FPL*



*100% of Federal Poverty Level (FPL): \$24,860 for a family of three; \$14,580 for an individual
Most adults in Tennessee do not qualify for TennCare.

County Health Facts:

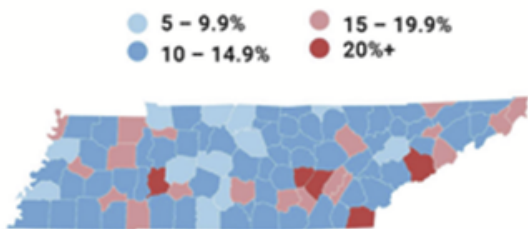
Polk County



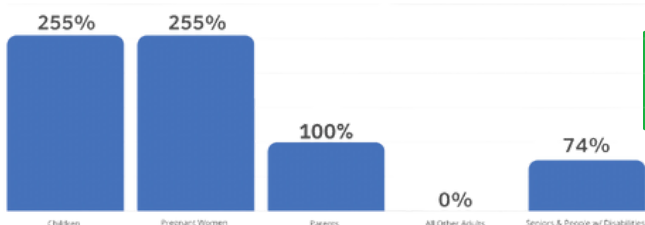
RURAL HEALTH CHALLENGES

- Across the country, there have been more rural hospital closures in non-expansion states than in those that expanded.
- Rural residents in Tennessee struggle to find care amidst a shortage of providers.
- More than 41% of rural hospitals in Tennessee are at risk of closure

Uninsured Tennesseans, by County
Estimated Number of Uninsured Adults
19-64 Years Old, 2017-2021



TennCare Eligibility Levels
as a % of FPL*



*100% of Federal Poverty Level (FPL): \$24,860 for a family of three; \$14,580 for an individual
Most adults in Tennessee do not qualify for TennCare.



LIFE EXPECTANCY

73.7

National Average:
78.5



UNINSURED RATE

13%

Nationally: 10%



OBSTETRIC CARE

Population to Provider Ratio:

9,422:1



PRIMARY CARE PROVIDERS

Ratio of Primary Care Providers:

2,104:1

1,310:1 (National Average)



MENTAL HEALTH PROVIDERS

8,888:1

340:1 (National Average)

County Health Facts:

Putnam County



RURAL HEALTH CHALLENGES

- Across the country, there have been more rural hospital closures in non-expansion states than in those that expanded.
- Rural residents in Tennessee struggle to find care amidst a shortage of providers.
- More than 41% of rural hospitals in Tennessee are at risk of closure

LIFE EXPECTANCY



75.6

National Average:
78.5

UNINSURED RATE



18%

Nationally: 10%

OBSTETRIC CARE



Population to Provider Ratio:

10,526:1

PRIMARY CARE PROVIDERS



Ratio of Primary Care Providers:

1,499:1

1,310:1 (National Average)

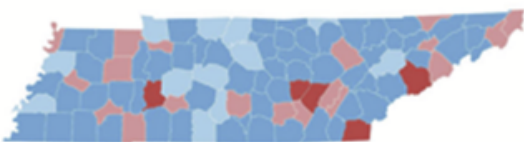
POVERTY RATE



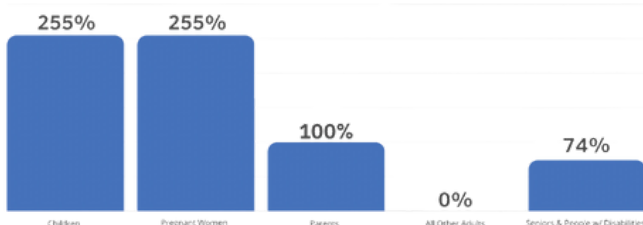
17.8%

Tennessee Average: 15%
Child Poverty Rate 23.8%

Uninsured Tennesseans, by County
Estimated Number of Uninsured Adults
19-64 Years Old, 2017-2021



TennCare Eligibility Levels
as a % of FPL*



*100% of Federal Poverty Level (FPL): \$24,860 for a family of three; \$14,580 for an individual
Most adults in Tennessee do not qualify for TennCare.

County Health Facts:

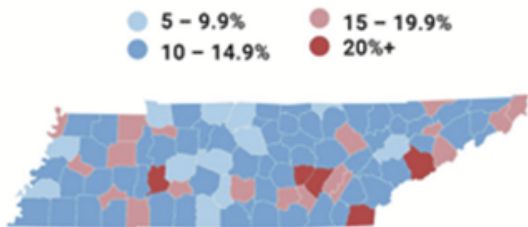
Rhea County



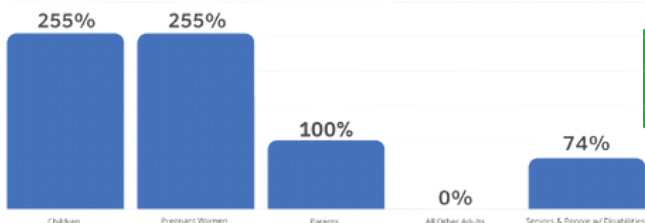
RURAL HEALTH CHALLENGES

- Across the country, there have been more rural hospital closures in non-expansion states than in those that expanded.
- Rural residents in Tennessee struggle to find care amidst a shortage of providers.
- More than 41% of rural hospitals in Tennessee are at risk of closure

Uninsured Tennesseans, by County
Estimated Number of Uninsured Adults
19-64 Years Old, 2017-2021



TennCare Eligibility Levels
as a % of FPL*



*100% of Federal Poverty Level (FPL): \$24,860 for a family of three; \$14,580 for an individual
Most adults in Tennessee do not qualify for TennCare.

LIFE EXPECTANCY

73.8

National Average: **78.5**

UNINSURED RATE

15%

Nationally: 10%

OBSTETRIC CARE

Population to Provider Ratio:

1,467:1

9th worst in the state

PRIMARY CARE PROVIDERS

Ratio of Primary Care Providers:

3,040:1

1,310:1 (National Average)

POVERTY RATE

17.1%

Tennessee Average: 15%

Child Poverty Rate 23%

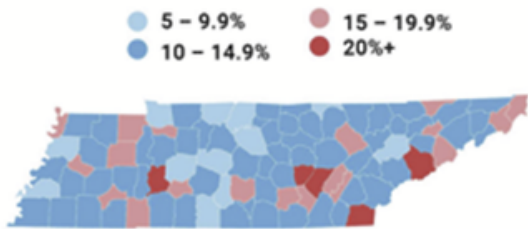
County Health Facts: Roane County



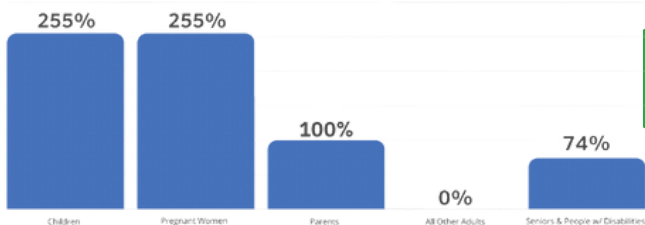
RURAL HEALTH CHALLENGES

- Across the country, there have been more rural hospital closures in non-expansion states than in those that expanded.
- Rural residents in Tennessee struggle to find care amidst a shortage of providers.
- More than 41% of rural hospitals in Tennessee are at risk of closure

Uninsured Tennesseans, by County
Estimated Number of Uninsured Adults
19-64 Years Old, 2017-2021



TennCare Eligibility Levels as a % of FPL*



*100% of Federal Poverty Level (FPL): \$24,860 for a family of three; \$14,580 for an individual
Most adults in Tennessee do not qualify for TennCare.

LIFE EXPECTANCY



74.2

National Average:
78.5

LOW BIRTHWEIGHT



9% of babies were reported as low birthweight (national average: 8%)

OBSTETRIC CARE



Population to Provider Ratio:

886:1

21st worst in the state

PRIMARY CARE PROVIDERS



Ratio of Primary Care Providers:

2,834:1

1,310:1 (National Average)

MENTAL HEALTH PROVIDERS



2,077:1

340:1 (National Average)

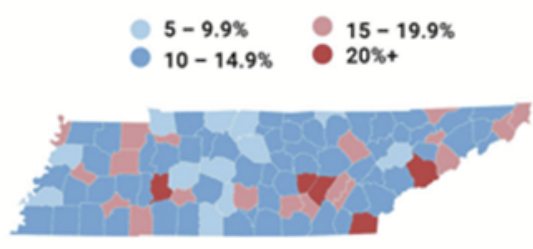
County Health Facts: Robertson County



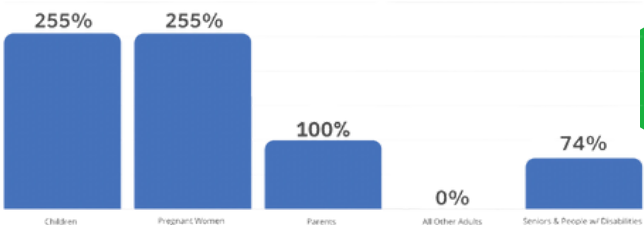
RURAL HEALTH CHALLENGES

- Across the country, there have been more rural hospital closures in non-expansion states than in those that expanded.
- Rural residents in Tennessee struggle to find care amidst a shortage of providers.
- More than 41% of rural hospitals in Tennessee are at risk of closure

Uninsured Tennesseans, by County
Estimated Number of Uninsured Adults 19-64 Years Old, 2017-2021



TennCare Eligibility Levels as a % of FPL*



*100% of Federal Poverty Level (FPL): \$24,860 for a family of three; \$14,580 for an individual
Most adults in Tennessee do not qualify for TennCare.

LIFE EXPECTANCY

75

National Average: **78.5**



LOW BIRTHWEIGHT

8.1% of babies were reported as low birthweight (national average: 8%)



OBSTETRIC CARE

There are no obstetric care providers



PRIMARY CARE PROVIDERS

Ratio of Primary Care Providers:

9,121:1

1,310:1 (National Average)



MENTAL HEALTH PROVIDERS

1,347:1

340:1 (National Average)



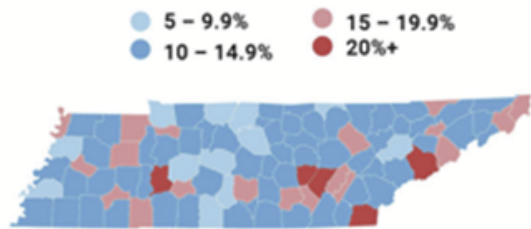
County Health Facts: Rutherford County



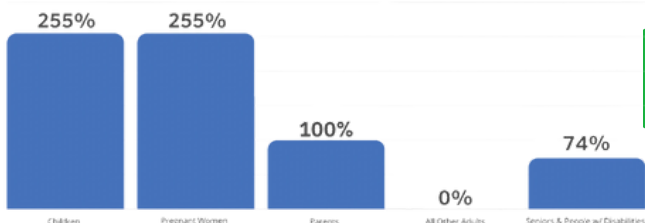
RURAL HEALTH CHALLENGES

- Across the country, there have been more rural hospital closures in non-expansion states than in those that expanded.
- Rural residents in Tennessee struggle to find care amidst a shortage of providers.
- More than 41% of rural hospitals in Tennessee are at risk of closure

Uninsured Tennesseans, by County
Estimated Number of Uninsured Adults
19-64 Years Old, 2017-2021



TennCare Eligibility Levels
as a % of FPL*



*100% of Federal Poverty Level (FPL): \$24,860 for a family of three; \$14,580 for an individual
Most adults in Tennessee do not qualify for TennCare.



LIFE EXPECTANCY

77.2

National Average:
78.5



LOW BIRTHWEIGHT

8.6% of babies were reported as low birthweight (national average: 8%)



OBSTETRIC CARE

Population to Provider Ratio:

5,812:1



UNINSURED RATE

9%

Nationally: 10%




MENTAL HEALTH PROVIDERS

939:1

340:1 (National Average)

County Health Facts:

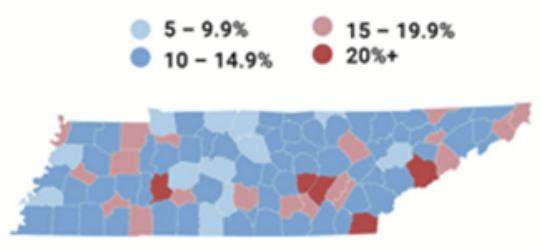
Scott County



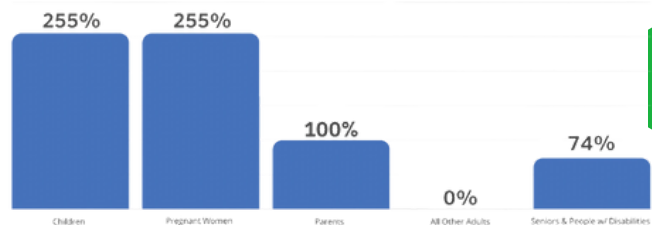
RURAL HEALTH CHALLENGES

- Across the country, there have been more rural hospital closures in non-expansion states than in those that expanded.
- Rural residents in Tennessee struggle to find care amidst a shortage of providers.
- More than 41% of rural hospitals in Tennessee are at risk of closure

Uninsured Tennesseans, by County
Estimated Number of Uninsured Adults
19-64 Years Old, 2017-2021



TennCare Eligibility Levels
as a % of FPL*



*100% of Federal Poverty Level (FPL): \$24,860 for a family of three; \$14,580 for an individual
Most adults in Tennessee do not qualify for TennCare.

LIFE EXPECTANCY

73

National Average: **78.5**

LOW BIRTHWEIGHT

9.3% of babies were reported as low birthweight (national average: 8%)

OBSTETRIC CARE

There are no obstetric care providers

UNINSURED RATE

12%

Nationally: 10%

MENTAL HEALTH PROVIDERS

1,686:1

340:1 (National Average)

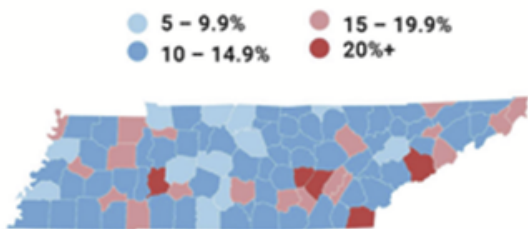
County Health Facts: Sequatchie County



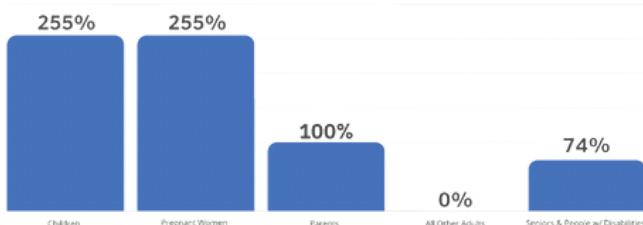
RURAL HEALTH CHALLENGES

- Across the country, there have been more rural hospital closures in non-expansion states than in those that expanded.
- Rural residents in Tennessee struggle to find care amidst a shortage of providers.
- More than 41% of rural hospitals in Tennessee are at risk of closure

Uninsured Tennesseans, by County
Estimated Number of Uninsured Adults
19-64 Years Old, 2017-2021



TennCare Eligibility Levels
as a % of FPL*



*100% of Federal Poverty Level (FPL): \$24,860 for a family of three; \$14,580 for an individual
Most adults in Tennessee do not qualify for TennCare.

LIFE EXPECTANCY
76.7
National Average:
78.5

LOW BIRTHWEIGHT
9.3% of babies were reported as low birthweight (national average: 8%)

PRIMARY CARE PROVIDERS
Ratio of Primary Care Providers:
1,528:1
1,310:1 (national average)

UNINSURED RATE
11.8%
Nationally: 10%

MENTAL HEALTH PROVIDERS
5,465:1
340:1 (National Average)

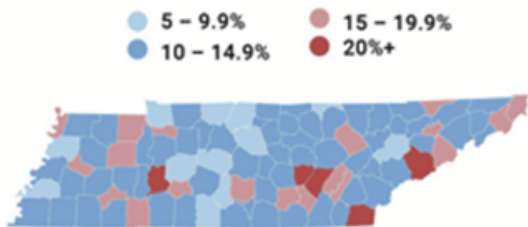
County Health Facts: Sevier County



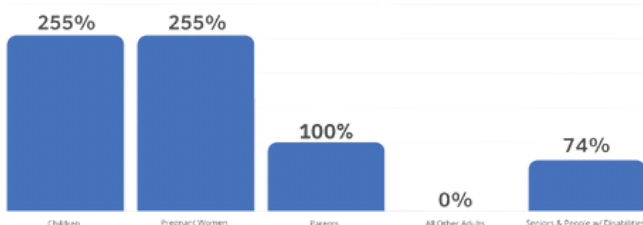
RURAL HEALTH CHALLENGES

- Across the country, there have been more rural hospital closures in non-expansion states than in those that expanded.
- Rural residents in Tennessee struggle to find care amidst a shortage of providers.
- More than 41% of rural hospitals in Tennessee are at risk of closure

Uninsured Tennesseans, by County
Estimated Number of Uninsured Adults
19-64 Years Old, 2017-2021



TennCare Eligibility Levels
as a % of FPL*



*100% of Federal Poverty Level (FPL): \$24,860 for a family of three; \$14,580 for an individual
Most adults in Tennessee do not qualify for TennCare.

LIFE EXPECTANCY
75.4
National Average:
78.5

FATAL DRUG OVERDOSE RATE
80 per 100,000
National Average 21.6 per 100,000

OBSTETRIC CARE
Population to Provider Ratio:
3,523:1

UNINSURED RATE
13.8%
Nationally: 10%

MENTAL HEALTH PROVIDERS
1,309:1
340:1 (National Average)

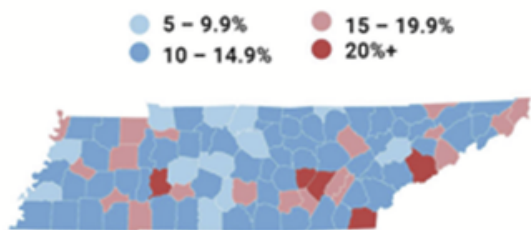
County Health Facts: Shelby County



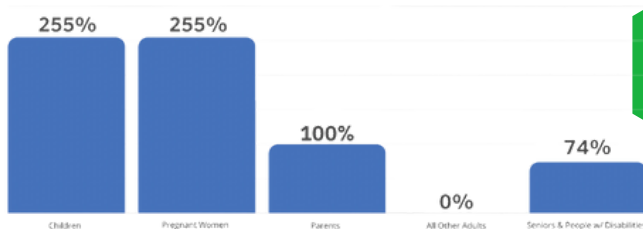
RURAL HEALTH CHALLENGES

- Across the country, there have been more rural hospital closures in non-expansion states than in those that expanded.
- Rural residents in Tennessee struggle to find care amidst a shortage of providers.
- More than 41% of rural hospitals in Tennessee are at risk of closure

Uninsured Tennesseans, by County
Estimated Number of Uninsured Adults
19-64 Years Old, 2017-2021



TennCare Eligibility Levels
as a % of FPL*



*100% of Federal Poverty Level (FPL): \$24,860 for a family of three; \$14,580 for an individual
Most adults in Tennessee do not qualify for TennCare.

LIFE EXPECTANCY



72.7

Tennessee Average: 75.3

UNINSURED RATE



13%

(National Average: 10%)

OBSTETRIC CARE



Population to Provider Ratio:

2542:1

SOCIAL ENVIRONMENT



Child Poverty Rate:

29.9%

20% (TN Average)

MENTAL HEALTH PROVIDERS



Ratio of Mental Health Providers:

561:1

340:1 (National Average)

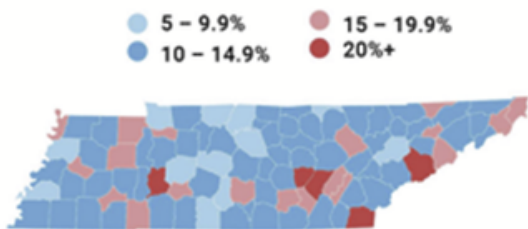
County Health Facts: Smith County



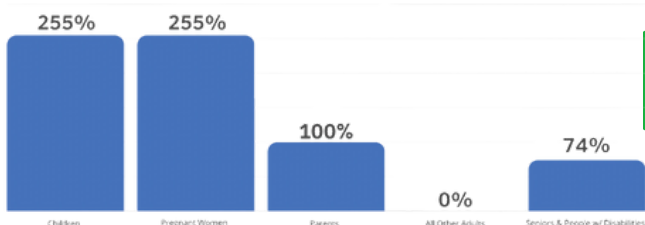
RURAL HEALTH CHALLENGES

- Across the country, there have been more rural hospital closures in non-expansion states than in those that expanded.
- Rural residents in Tennessee struggle to find care amidst a shortage of providers.
- More than 41% of rural hospitals in Tennessee are at risk of closure

Uninsured Tennesseans, by County
Estimated Number of Uninsured Adults
19-64 Years Old, 2017-2021



TennCare Eligibility Levels
as a % of FPL*



*100% of Federal Poverty Level (FPL): \$24,860 for a family of three; \$14,580 for an individual
Most adults in Tennessee do not qualify for TennCare.

LIFE EXPECTANCY
74.4
National Average:
78.5

PRIMARY CARE PROVIDERS
Ratio of Primary Care Providers:
3,948:1
1,310:1 (National Average)

OBSTETRIC CARE
Population to Provider Ratio:
3,152:1

LOW BIRTHWEIGHT
8.8% of babies were reported as low birthweight (national average: 8%)

MENTAL HEALTH PROVIDERS
3,362:1
340:1 (National Average)

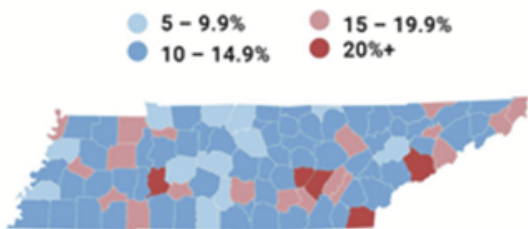
County Health Facts: Stewart County



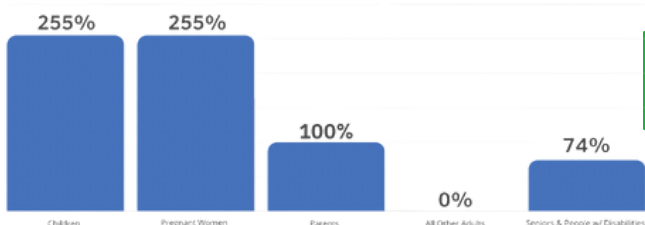
RURAL HEALTH CHALLENGES

- Across the country, there have been more rural hospital closures in non-expansion states than in those that expanded.
- Rural residents in Tennessee struggle to find care amidst a shortage of providers.
- More than 41% of rural hospitals in Tennessee are at risk of closure

Uninsured Tennesseans, by County
Estimated Number of Uninsured Adults
19-64 Years Old, 2017-2021



TennCare Eligibility Levels
as a % of FPL*



*100% of Federal Poverty Level (FPL): \$24,860 for a family of three; \$14,580 for an individual
Most adults in Tennessee do not qualify for TennCare.



LIFE EXPECTANCY

74.9

National Average:
78.5



PRIMARY CARE PROVIDERS

Ratio of Primary Care Providers:

2,686:1

1,310:1 (National Average)



CHILD POVERTY RATE

22.5%

Tennessee Average: 21%



FATAL DRUG OVERDOSE RATE

98 per 100,000

National Average 21.6 per 100,000



MENTAL HEALTH PROVIDERS

2,771:1

340:1 (National Average)

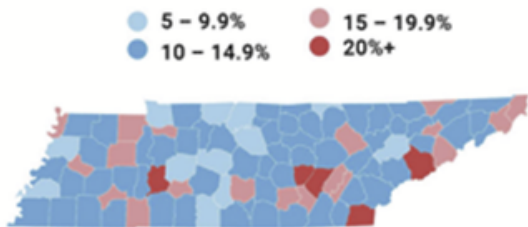
County Health Facts: Sullivan County



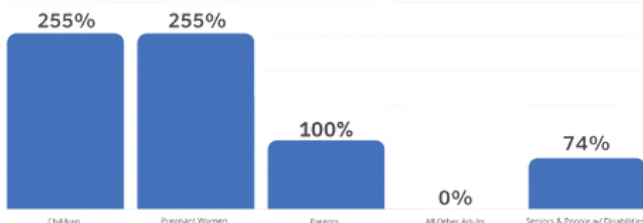
RURAL HEALTH CHALLENGES

- Across the country, there have been more rural hospital closures in non-expansion states than in those that expanded.
- Rural residents in Tennessee struggle to find care amidst a shortage of providers.
- More than 41% of rural hospitals in Tennessee are at risk of closure

Uninsured Tennesseans, by County
Estimated Number of Uninsured Adults
19-64 Years Old, 2017-2021



TennCare Eligibility Levels
as a % of FPL*



*100% of Federal Poverty Level (FPL): \$24,860 for a family of three; \$14,580 for an individual
Most adults in Tennessee do not qualify for TennCare.

LIFE EXPECTANCY
74.9
National Average:
78.5

CHILD POVERTY RATE
25.9%
Tennessee Average: 21%

OBSTETRIC CARE
Population to Provider Ratio:
1,740:1

LOW BIRTHWEIGHT
8.3% of babies were reported as low birthweight (national average: 8%)

MENTAL HEALTH PROVIDERS
705:1
340:1 (National Average)

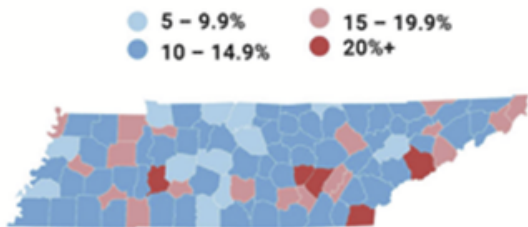
County Health Facts: Sumner County



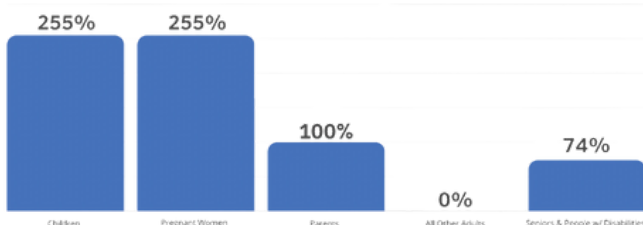
RURAL HEALTH CHALLENGES

- Across the country, there have been more rural hospital closures in non-expansion states than in those that expanded.
- Rural residents in Tennessee struggle to find care amidst a shortage of providers.
- More than 41% of rural hospitals in Tennessee are at risk of closure

Uninsured Tennesseans, by County
Estimated Number of Uninsured Adults
19-64 Years Old, 2017-2021



TennCare Eligibility Levels
as a % of FPL*



*100% of Federal Poverty Level (FPL): \$24,860 for a family of three; \$14,580 for an individual
Most adults in Tennessee do not qualify for TennCare.



LIFE EXPECTANCY

77.5

National Average:

78.5



SUICIDE MORTALITY RATE

32.2 per 100,000

Tennessee averages 22 per 100,000



OBSTETRIC CARE

Population to Provider Ratio:

1,274:1



LOW BIRTHWEIGHT

8.1% of babies were reported as low birthweight (national average: 8%)



MENTAL HEALTH PROVIDERS

969:1

340:1 (National Average)

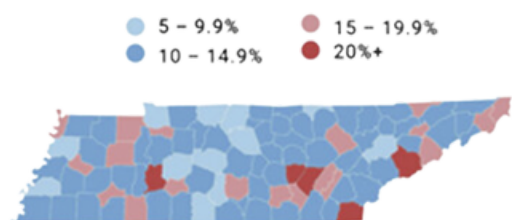
County Health Facts: Tipton County



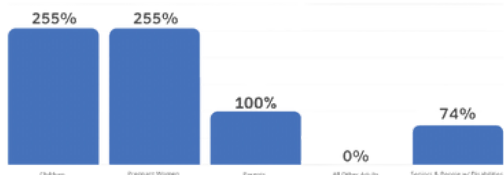
RURAL HEALTH CHALLENGES

- Across the country, there have been more rural hospital closures in non-expansion states than in those that expanded.
- Enable global budgeting and adequate CMS reimbursement of other alternative health care delivery options that offer rural communities the opportunity to design rural health services that meet their needs
- More than 41% of rural hospitals in Tennessee are at risk of closure

Uninsured Tennesseans, by County
Estimated Number of Uninsured Adults
19-64 Years Old, 2017-2021



Eligibility Levels as a % of FPL*



*100% of Federal Poverty Level (FPL); \$24,860 for a family of three; \$14,580 for an individual

HEALTH STATISTICS

LIFE EXPECTANCY



75

National Average:
78.5

PRIMARY CARE PROVIDERS



Ratio of Primary Care Providers:

3,702:1

1,310:1 (National Average)

OBSTETRIC CARE



Population to Provider Ratio:

2,542:1

LOW BIRTHWEIGHT



9.5% of babies were reported as low birthweight (national average: 8%)

MENTAL HEALTH PROVIDERS



1,605:1

340:1 (National Average)

County Health Facts:

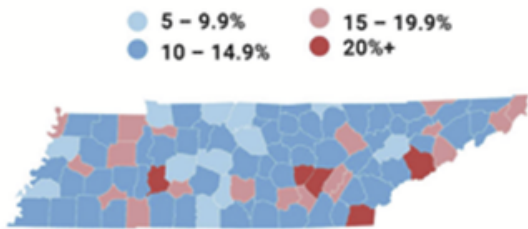
Trousdale County



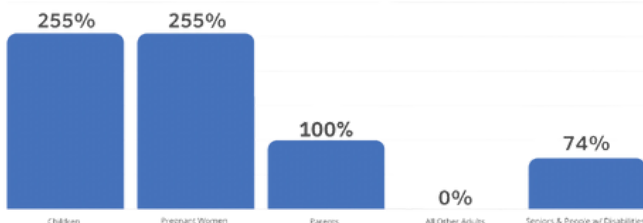
RURAL HEALTH CHALLENGES

- Across the country, there have been more rural hospital closures in non-expansion states than in those that expanded.
- Rural residents in Tennessee struggle to find care amidst a shortage of providers.
- More than 41% of rural hospitals in Tennessee are at risk of closure

Uninsured Tennesseans, by County
Estimated Number of Uninsured Adults
19-64 Years Old, 2017-2021



TennCare Eligibility Levels
as a % of FPL*



*100% of Federal Poverty Level (FPL): \$24,860 for a family of three; \$14,580 for an individual
Most adults in Tennessee do not qualify for TennCare.

LIFE EXPECTANCY

74.7

National Average: **78.5**

PRIMARY CARE PROVIDERS

Ratio of Primary Care Providers:

2,436:1

1,310:1 (national average)

OBSTETRIC CARE

Population to Provider Ratio:

3,152:1

UNINSURED RATE

14.1%

Nationally: 10%

LOW BIRTHWEIGHT

8.15% of babies were reported as low birthweight (national average: 8%)

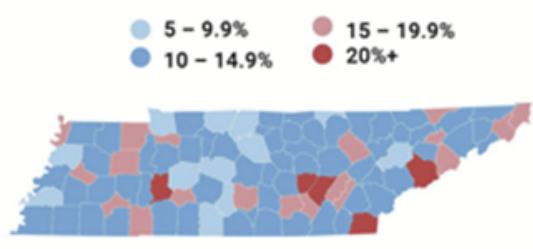
County Health Facts: Unicoi County



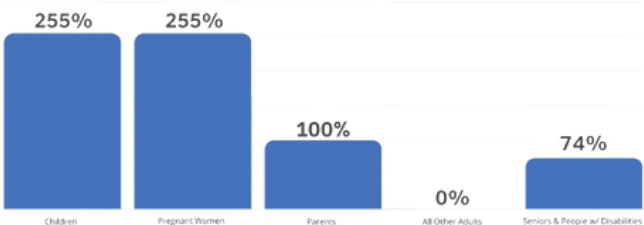
RURAL HEALTH CHALLENGES

- Across the country, there have been more rural hospital closures in non-expansion states than in those that expanded.
- Rural residents in Tennessee struggle to find care amidst a shortage of providers.
- More than 41% of rural hospitals in Tennessee are at risk of closure

Uninsured Tennesseans, by County
Estimated Number of Uninsured Adults 19-64 Years Old, 2017-2021



TennCare Eligibility Levels as a % of FPL*



*100% of Federal Poverty Level (FPL): \$24,860 for a family of three; \$14,580 for an individual
Most adults in Tennessee do not qualify for TennCare.

LIFE EXPECTANCY
72.5
National Average: **78.5**

LOW BIRTHWEIGHT
9.6% of babies were reported as low birthweight (national average: 8%)

OBSTETRIC CARE
Population to Provider Ratio:
2,695:1

POVERTY RATE
17.5%
Tennessee Average: 15%
Child Poverty Rate 25.3% (TN: 21%)

MENTAL HEALTH PROVIDERS
5,899:1
340:1 (National Average)

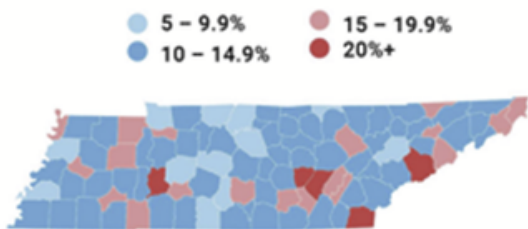
County Health Facts: Union County



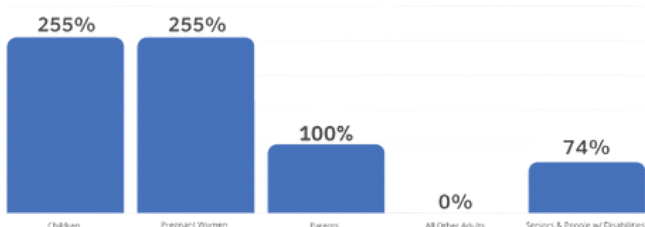
RURAL HEALTH CHALLENGES

- Across the country, there have been more rural hospital closures in non-expansion states than in those that expanded.
- Rural residents in Tennessee struggle to find care amidst a shortage of providers.
- More than 41% of rural hospitals in Tennessee are at risk of closure

Uninsured Tennesseans, by County
Estimated Number of Uninsured Adults
19-64 Years Old, 2017-2021



TennCare Eligibility Levels
as a % of FPL*



*100% of Federal Poverty Level (FPL): \$24,860 for a family of three; \$14,580 for an individual
Most adults in Tennessee do not qualify for TennCare.

LIFE EXPECTANCY

73.7

National Average: **78.5**

LOW BIRTHWEIGHT

9.1% of babies were reported as low birthweight (national average: 8%)

OBSTETRIC CARE

Population to Provider Ratio:

7,660:1

POVERTY RATE

18.8%

Tennessee Average: 15%
Child Poverty Rate 29.8% (TN: 21%)

MENTAL HEALTH PROVIDERS

2,227:1

340:1 (National Average)

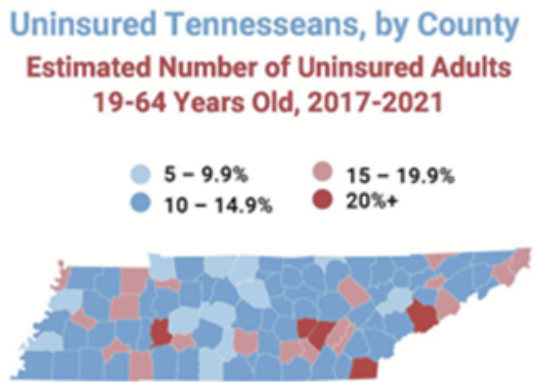
County Health Facts:

Van Buren County

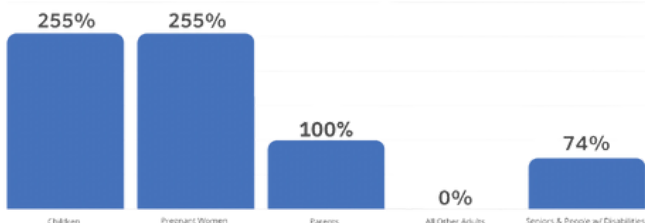


RURAL HEALTH CHALLENGES

- Across the country, there have been more rural hospital closures in non-expansion states than in those that expanded.
- Rural residents in Tennessee struggle to find care amidst a shortage of providers.
- More than 41% of rural hospitals in Tennessee are at risk of closure



TennCare Eligibility Levels as a % of FPL*



*100% of Federal Poverty Level (FPL): \$24,860 for a family of three; \$14,580 for an individual
Most adults in Tennessee do not qualify for TennCare.

LIFE EXPECTANCY

71.8

National Average: **78.5**

UNINSURED RATE

14.2%

Nationally: 10%

OBSTETRIC CARE

There are no obstetric care providers

POVERTY RATE

15.1%

Tennessee Average: 15%
Child Poverty Rate 16.1%

MENTAL HEALTH PROVIDERS

6,324:1

340:1 (National Average)

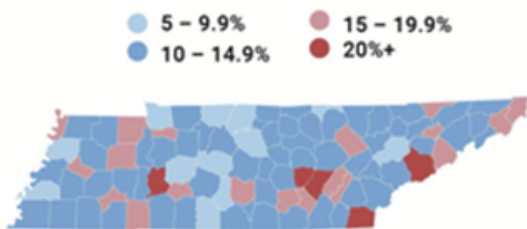
County Health Facts: Warren County



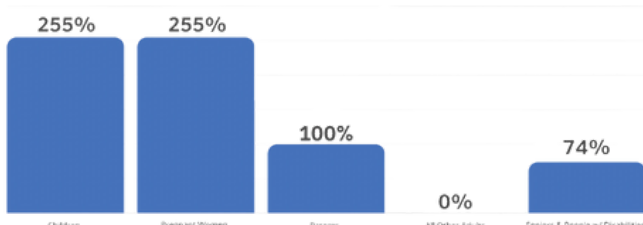
RURAL HEALTH CHALLENGES

- Across the country, there have been more rural hospital closures in non-expansion states than in those that expanded.
- Rural residents in Tennessee struggle to find care amidst a shortage of providers.
- More than 41% of rural hospitals in Tennessee are at risk of closure

Uninsured Tennesseans, by County
Estimated Number of Uninsured Adults
19-64 Years Old, 2017-2021



TennCare Eligibility Levels
as a % of FPL*



*100% of Federal Poverty Level (FPL): \$24,860 for a family of three; \$14,580 for an individual
Most adults in Tennessee do not qualify for TennCare.

LIFE EXPECTANCY
74.1
National Average:
78.5

UNINSURED RATE
12.8%
Nationally: 10%

OBSTETRIC CARE
There are no obstetric care providers

POVERTY RATE
20.2%
Tennessee Average: 15%
Child Poverty Rate 34.2% (TN: 21%)

MENTAL HEALTH PROVIDERS
1,122:1
340:1 (National Average)

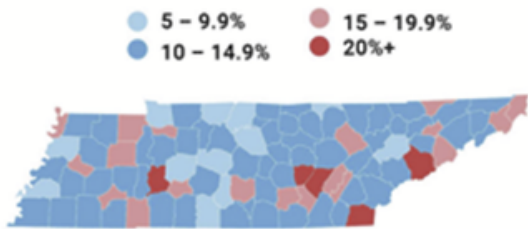
County Health Facts: Washington County



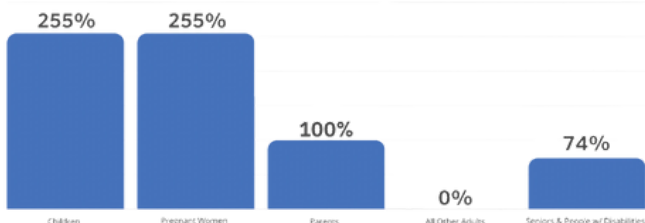
RURAL HEALTH CHALLENGES

- Across the country, there have been more rural hospital closures in non-expansion states than in those that expanded.
- Rural residents in Tennessee struggle to find care amidst a shortage of providers.
- More than 41% of rural hospitals in Tennessee are at risk of closure

Uninsured Tennesseans, by County
Estimated Number of Uninsured Adults
19-64 Years Old, 2017-2021



TennCare Eligibility Levels
as a % of FPL*



*100% of Federal Poverty Level (FPL): \$24,860 for a family of three; \$14,580 for an individual
Most adults in Tennessee do not qualify for TennCare.



LIFE EXPECTANCY

75.2

National Average:
78.5



LOW BIRTHWEIGHT

8.4% of babies were reported as low birthweight (national average: 8%)



OBSTETRIC CARE

Population to Provider Ratio:

7,660:1



POVERTY RATE

15.2%

Tennessee Average: 15%



UNINSURED

12.9%

Nationally: 10%

County Health Facts:

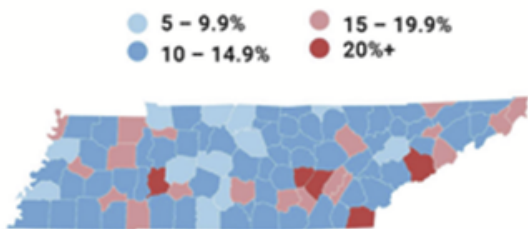
Wayne County



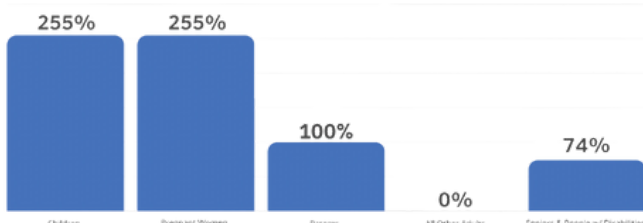
RURAL HEALTH CHALLENGES

- Across the country, there have been more rural hospital closures in non-expansion states than in those that expanded.
- Rural residents in Tennessee struggle to find care amidst a shortage of providers.
- More than 41% of rural hospitals in Tennessee are at risk of closure

Uninsured Tennesseans, by County
Estimated Number of Uninsured Adults
19-64 Years Old, 2017-2021



TennCare Eligibility Levels
as a % of FPL*



*100% of Federal Poverty Level (FPL): \$24,860 for a family of three; \$14,580 for an individual
Most adults in Tennessee do not qualify for TennCare.



LIFE EXPECTANCY

75.3

National Average:
78.5



UNINSURED RATE

12.4%

Nationally: 10%



OBSTETRIC CARE

Population to Provider Ratio:

25,292:1



PRIMARY CARE PROVIDERS

Ratio of Primary Care Providers:

1,739:1

1,310:1 (National Average)



MENTAL HEALTH PROVIDERS

1,262:1

340:1 (National Average)

County Health Facts:

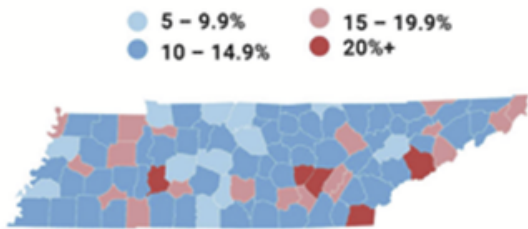
Weakley County



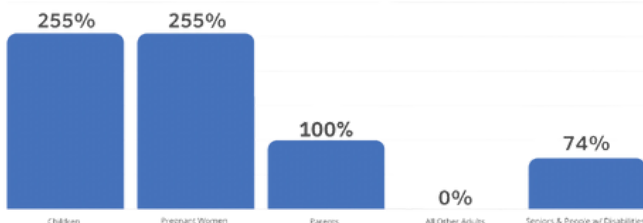
RURAL HEALTH CHALLENGES

- Across the country, there have been more rural hospital closures in non-expansion states than in those that expanded.
- Rural residents in Tennessee struggle to find care amidst a shortage of providers.
- More than 41% of rural hospitals in Tennessee are at risk of closure

Uninsured Tennesseans, by County
Estimated Number of Uninsured Adults
19-64 Years Old, 2017-2021



TennCare Eligibility Levels
as a % of FPL*



*100% of Federal Poverty Level (FPL): \$24,860 for a family of three; \$14,580 for an individual
Most adults in Tennessee do not qualify for TennCare.

LIFE EXPECTANCY

75.3

National Average: **78.5**

UNINSURED RATE

11%

Nationally: 10%

OBSTETRIC CARE

There are no obstetric care providers

POVERTY RATE

19.9%

Tennessee Average: 15%
Child Poverty Rate 28.6% (TN: 21%)

MENTAL HEALTH PROVIDERS

2,065:1

340:1 (National Average)

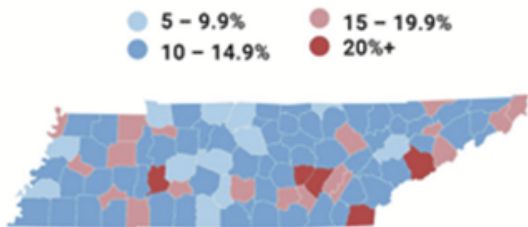
County Health Facts: White County



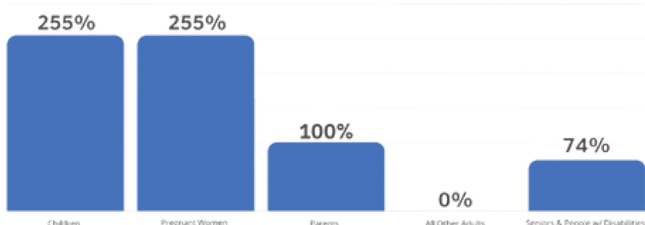
RURAL HEALTH CHALLENGES

- Across the country, there have been more rural hospital closures in non-expansion states than in those that expanded.
- Rural residents in Tennessee struggle to find care amidst a shortage of providers.
- More than 41% of rural hospitals in Tennessee are at risk of closure

Uninsured Tennesseans, by County
Estimated Number of Uninsured Adults
19-64 Years Old, 2017-2021



TennCare Eligibility Levels
as a % of FPL*



*100% of Federal Poverty Level (FPL): \$24,860 for a family of three; \$14,580 for an individual
Most adults in Tennessee do not qualify for TennCare.

LIFE EXPECTANCY
74.5
National Average:
78.5

UNINSURED RATE
11.1%
Nationally: 10%

OBSTETRIC CARE
Population to Provider Ratio:
10,526:1

PRIMARY CARE PROVIDERS
Ratio of Primary Care Providers:
1,523:1
1,310:1 (National Average)

MENTAL HEALTH PROVIDERS
3,456:1
340:1 (National Average)

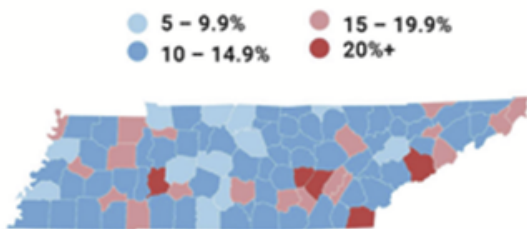
County Health Facts: Williamson County



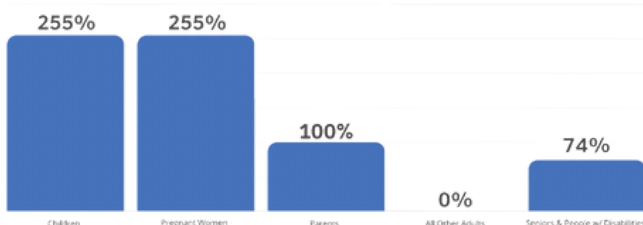
RURAL HEALTH CHALLENGES

- Across the country, there have been more rural hospital closures in non-expansion states than in those that expanded.
- Rural residents in Tennessee struggle to find care amidst a shortage of providers.
- More than 41% of rural hospitals in Tennessee are at risk of closure

Uninsured Tennesseans, by County
Estimated Number of Uninsured Adults 19-64 Years Old, 2017-2021



TennCare Eligibility Levels as a % of FPL*



*100% of Federal Poverty Level (FPL): \$24,860 for a family of three; \$14,580 for an individual
Most adults in Tennessee do not qualify for TennCare.



LIFE EXPECTANCY

81.5

National Average:
78.5



UNINSURED RATE

11.1%

Nationally: 10%



OBSTETRIC CARE

Population to Provider Ratio:

1,274:1

13th worst in the state



PRIMARY CARE PROVIDERS

Ratio of Primary Care Providers:

717:1

1,310:1 (National Average)



MENTAL HEALTH PROVIDERS

452:1

340:1 (National Average)

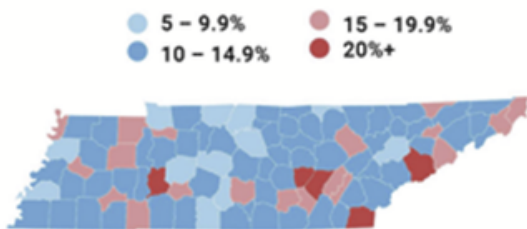
County Health Facts: Wilson County



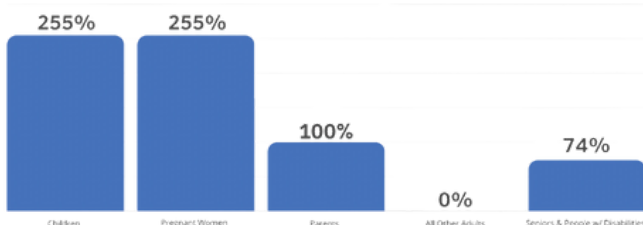
RURAL HEALTH CHALLENGES

- Across the country, there have been more rural hospital closures in non-expansion states than in those that expanded.
- Rural residents in Tennessee struggle to find care amidst a shortage of providers.
- More than 41% of rural hospitals in Tennessee are at risk of closure

Uninsured Tennesseans, by County
Estimated Number of Uninsured Adults
19-64 Years Old, 2017-2021



TennCare Eligibility Levels
as a % of FPL*



*100% of Federal Poverty Level (FPL): \$24,860 for a family of three; \$14,580 for an individual
Most adults in Tennessee do not qualify for TennCare.



LIFE EXPECTANCY

77.5

National Average:
78.5



LOW BIRTHWEIGHT

9.7% of babies were reported as low birthweight (national average: 8%)



OBSTETRIC CARE

Population to Provider Ratio:

3,152:1



PRIMARY CARE PROVIDERS

Ratio of Primary Care Providers:

2,963:1

1,310:1 (National Average)



MENTAL HEALTH PROVIDERS

1,344:1

340:1 (National Average)